

# Cookies

---

Mother: Come here.  
Come here.  
Run, run, run.  
I want you.

BOY  
and GIRL: What for, Mother?  
Why do you want us?

Mother: I want you to help me.  
I will make cookies,  
and you can help me.

BOY  
and GIRL: Oh, boy!  
What fun!  
We like to do this.

GIRL: I will make one look  
like a cat.


BOY: I can make one look  
like a dog.

Mother: Now -- here they go.  
In here.  
In here.


BOY: And now -- into us!  
One in me  
And one in you.

GIRL: We like to help  
you, Mother. And we like  
to eat cookies.

## The End



Name: \_\_\_\_\_

 We made cookies!

There are TEN cookies to eat!

 = 10

Carla eats TWO cookies. How many cookies are left?



 = \_\_\_\_\_

Mother eats ONE cookie. How many cookies are left?



 = \_\_\_\_\_

Zac eats THREE cookies. How many cookies are left?



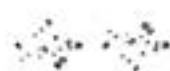
 = \_\_\_\_\_

Mark eats TWO cookies. How many cookies are left?




 = \_\_\_\_\_

YOU eat TWO cookies. How many cookies are left?

 = \_\_\_\_\_

Name: \_\_\_\_\_

 Write these words in the correct shapes, then say the words.

Word Bank

cookies

to

I

like

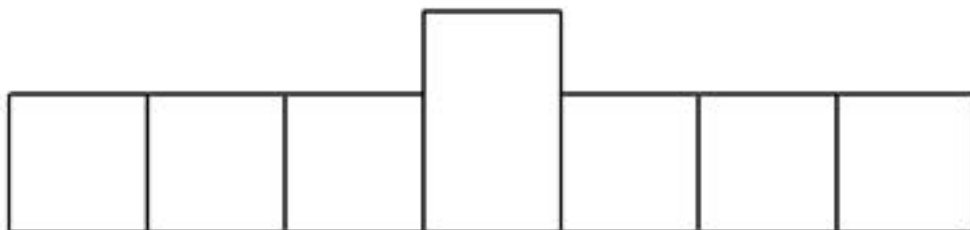
1.



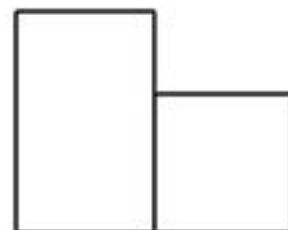
2.




3.




4.



 Trace the sentence below.

I like to eat cookies.

Name: \_\_\_\_\_

 Write these words in the correct shapes, then say the words.

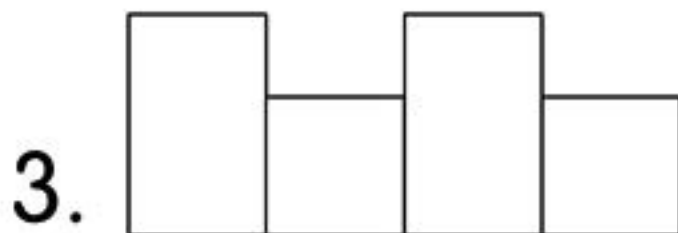
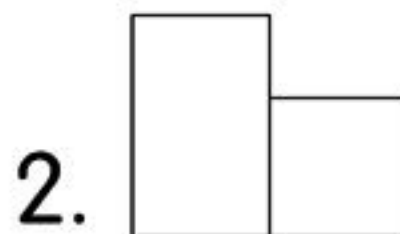
Word Bank


like

I

to


eat



 Trace the sentence below.

I like to eat cookies.

Name: \_\_\_\_\_

 Write these words in the correct shapes, then say the words.

Word Bank

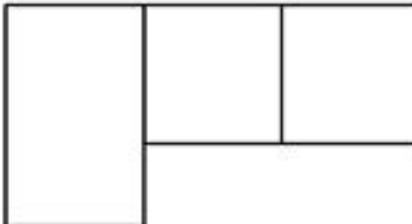
to

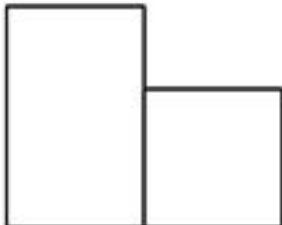
want

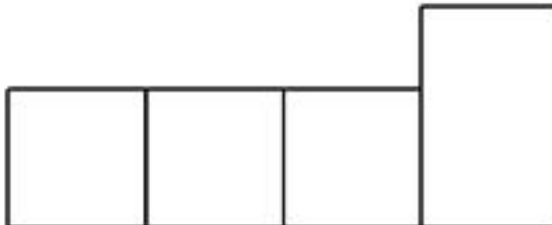
you


me

1. 

2. 

3. 

4. 

 Trace the sentence below.

I want you to help me.