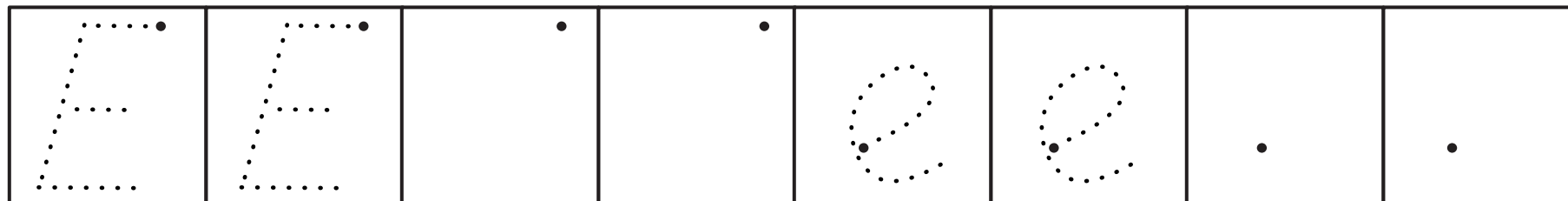




Name _____

E e is for



Page Instructions: Help the student read, "E is for eggs." Say, "Repeat the names of the pictures after me: enter, elephant, exit. What sound do you hear at the beginning of each word?" Tell the student to trace the letters in the boxes, start at the big dot. Color the page.

Activity: Play this game. Be sure each student has a YES and NO card. Say, "I am going to say a word. If you think the word starts with the /e/ sound, hold up your YES card. If you think the word does NOT start with the /e/ sound, hold up your NO card."

Word List: elbow, exercise, eggs, rain, enter, paint, exit, moon, elevator, empty, excellent!













Ee

Handwriting practice lines consisting of two sets of three horizontal lines each. Each set includes a solid top line, a dashed middle line, and a solid bottom line.

Page Instructions: Make your own "Ee" page. Draw, cut and paste pictures that start with the /e/ sound. Cut and paste words with the letter E from magazines or newspapers. Use the lines to practice writing letters and/or copy simple words & sentences.

Activity: Make three boxes on the board. Write the short vowel in the middle box. Add beginning and ending consonants such as "b" and "d." Track as you segment and blend the word: /b/-/e/-/d/, /bed/. Say, "Let's think of more words that have /e/ in the middle, like BED." Give additional clues if students are having difficulty.
Word List: bell, belt, bench, best, desk, dress, fell, fresh, get, help, hen, jet, left, leg, less, let, men, mess, neck, net, pen, pet, red, rest, sell, send, set, shell, sled, smell, spell, step, tell, ten, tent, test, vest, vet, web, well, wet, yell, yes.



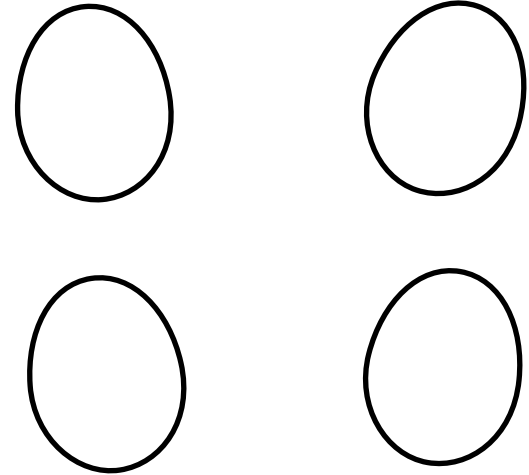
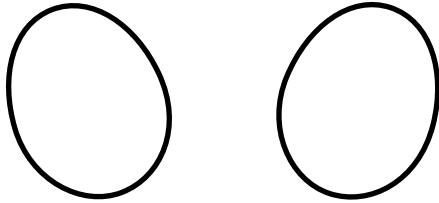
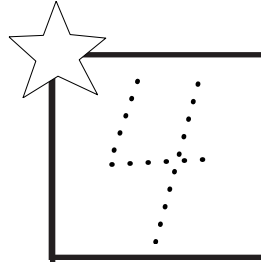

Name _____



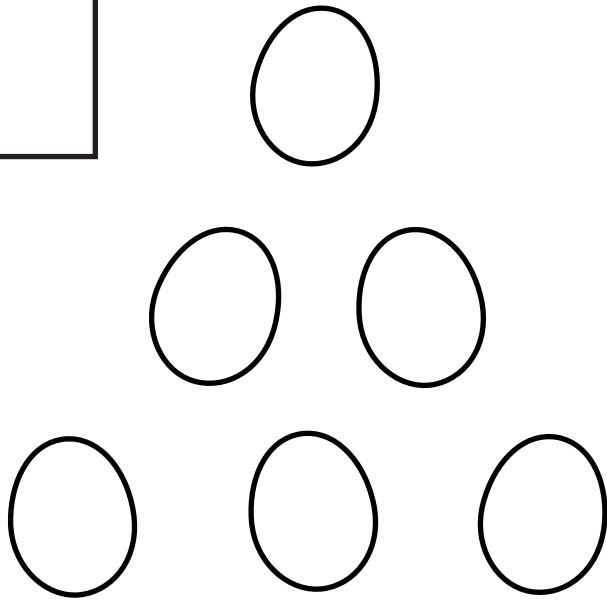
Page Instructions: Tell the student to point to the capital-E nest. Say "Color the capital-E on the nest BLUE. Color the eggs in the nest BLUE too." Tell the student to point to the lower-case-e nest. Say "Color the lower-case-e on the nest YELLOW. Color the eggs in the nest YELLOW too." "Now we are going to help sort out the eggs on the farm. Color all the capital-E eggs BLUE, and all the lower-case-e eggs YELLOW, just like the ones in the nests."

Name _____

Ee



Ee



Page Instructions: Look at the different groups of eggs. Count the eggs in each group. Write the number of eggs you counted in each box. In the empty space draw your own eggs. Count them and write the number in the box. Color the page.

