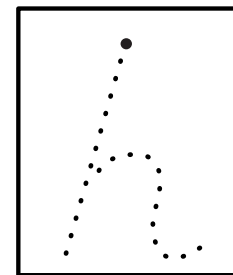
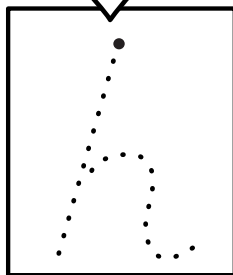



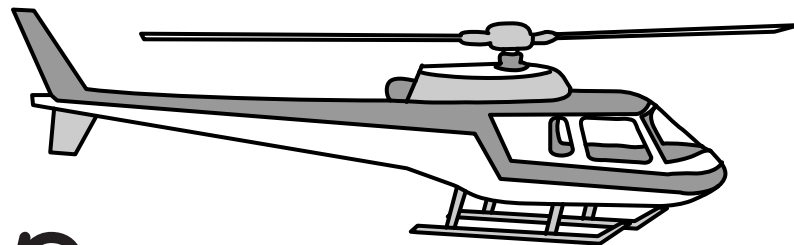
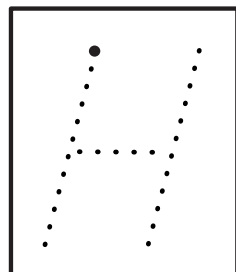



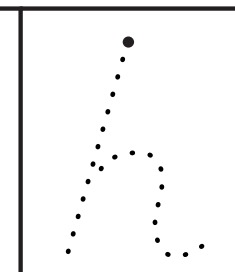
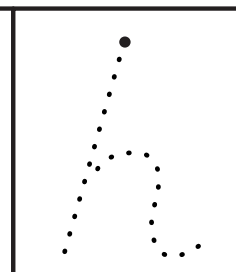




Name _____

Hh

is for

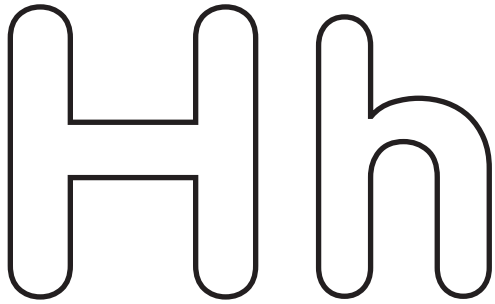


| | | | | | | | |
|---|---|---|--|---|---|---|---|
|  |  |  |  |  |  |  |  |
|---|---|---|--|---|---|---|---|

Page Instructions: Help the student read, "H is for helicopter." Say, "Repeat the names of the pictures after me: horse, heart, humming bird. What sound do you hear at the beginning of each word?" Tell the student to trace the letters in the boxes, start at the big dot. Color the page.

Activity: Play this game. Say, "I am going to say a word, listen carefully to it. If it starts with the /h/ sound, stand up! If it doesn't start with the /h/ sound, sit down."

Word List: happy, heavy, elephant, horn, house, girl, helicopter, hop, hug, big, hippo, boy, help, hot, cold, hungry, hundred.



Two sets of handwriting lines. Each set consists of a solid top line, a dashed middle line, and a solid bottom line, providing a guide for letter height and placement.

Page Instructions: Make your own "Hh" page. Draw or cut and paste pictures that start with the /h/ sound onto the page. Use the writing lines to practice letter shapes or copy simple sentences.

Activity: Play this game. Say, "Let's go around the room and everyone say a word that starts with the /h/ sound." Give additional clues if students are having difficulty.
Word List: hair, half, hamburger, hammer, hand, happy, hat, head, heart, helicopter, hello, helmet, help, hi, hiccups, hill, hippo, hive, honey, hop, horn, horse, hose, hot, house, hug, humming bird, hundred, holiday, help.