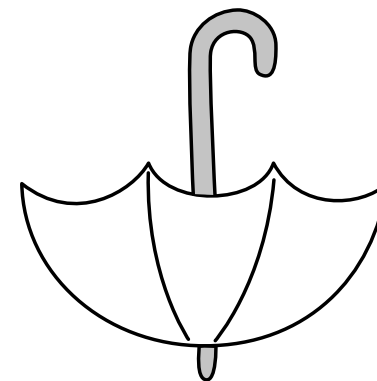
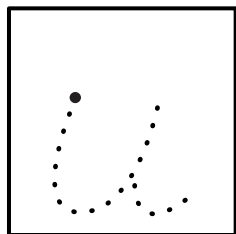




Name \_\_\_\_\_

U u


is for



**Page Instructions:** Help the student read, "U is for umbrella." Say, "Repeat the names of the pictures after me: umbrella, under the umbrella, upside-down umbrella. What sound do you hear at the beginning of each word?" Tell the student to trace the letters in the boxes, start at the big dot. Color the page.

**Activity:** Play this game. Say, "I am going to say a word. Clap your hands if the word you hear starts with the /u/ sound."

**Word List:** up, under, down, umbrella, rain, uncle, underground, moon, umpire, baseball, underline, pencil, unfold, paper, unlock, uphill, me, us.




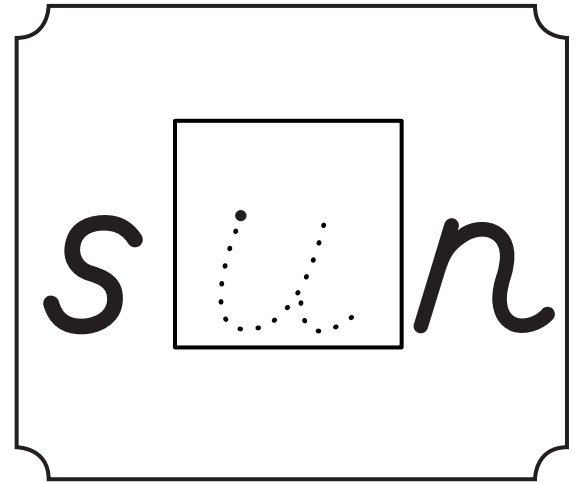
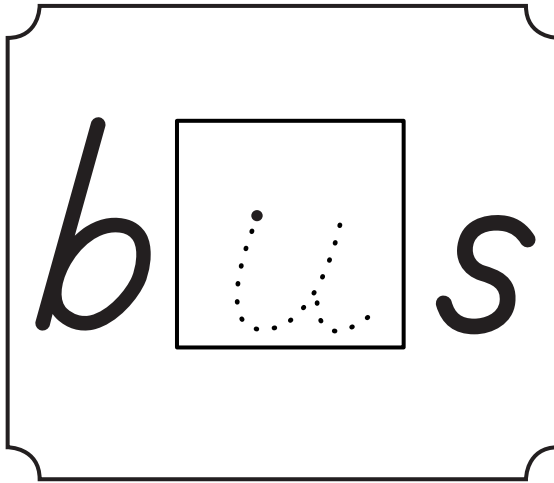
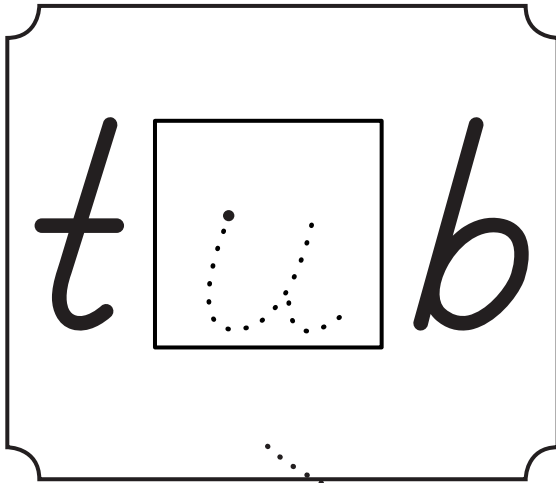


Handwriting practice lines consisting of two sets of three horizontal lines each. Each set includes a solid top line, a dashed middle line, and a solid bottom line.

**Page Instructions:** Make your own "Uu" page. Draw, cut and paste pictures that start with the /u/ sound. Cut and paste words with the letter U from magazines or newspapers. Use the lines to practice writing letters and/or copy simple words & sentences.

**Activity:** Make three boxes on the board. Write the short vowel in the middle box. Add beginning and ending consonants such as "f" and "n." Track as you segment and blend the word: /f/-/u/-/n/, /fun/. Say, "Let's think of more words that have /u/ in the middle, like FUN." Give additional clues if students are having difficulty.  
**Word List:** brush, bun, bus, but, club, cub, cup, cut, drum, duck, dug, dust, fuzz, fun, hug, hum, hunt, hut, jump, just, luck, lump, mud, mug, nut, plug, plum, plus, pup, rub, rug, rush, sub, suds, sun, truck, trunk, tub, tug.

Name \_\_\_\_\_




**Page Instructions:** Tell the student to trace the letters in the boxes. Start at the big dot and trace each letter with a pencil. Read the words with the student one at a time. Ask the student to draw a line from the word to the correct picture. Start by tracing the example line from the word "tub" to the picture. Color the page.



Name \_\_\_\_\_



U



U





U

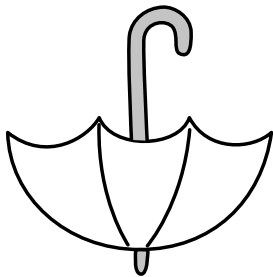
u

U

u



u



u

