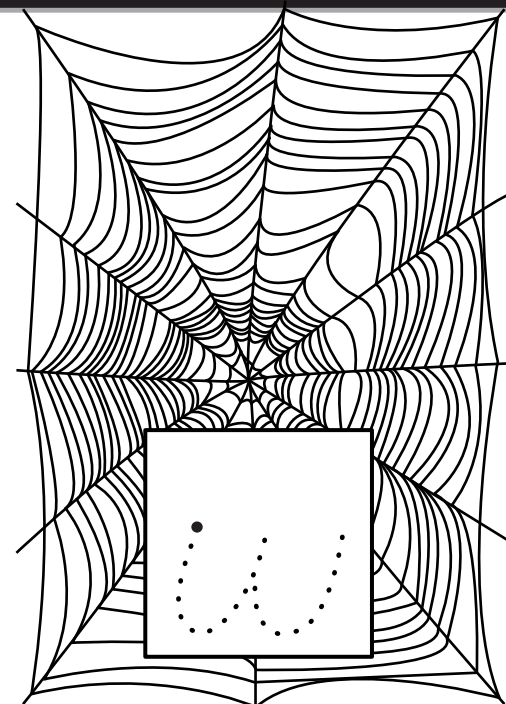
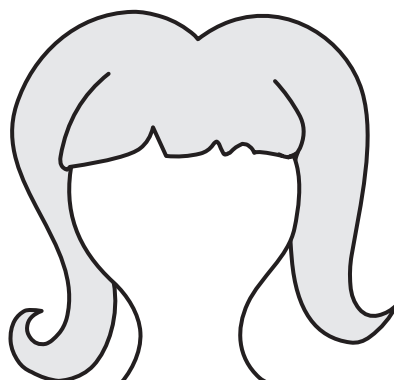
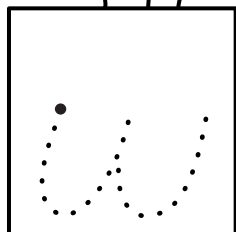



Name \_\_\_\_\_

Ww is for



**Page Instructions:** Help the student read, "W is for window." Say, "Repeat the names of the pictures after me: wolf, wig, web. What sound do you hear at the beginning of each word?" Tell the student to trace the letters in the boxes, start at the big dot. Color the page.

**Activity:** Play this game. Say, "I am going to say a word. Put your hands on your head if the word you hear starts with the /w/ sound. Keep your hands at your side if the word you hear does NOT start with the /w/ sound."

**Word List:** water, wet, rain, waves, surf, windy, winter, snow, worm, dirt, Wednesday.



Four sets of horizontal writing lines are provided for practice. Each set consists of a solid top line, a dashed middle line, and a solid bottom line.

**Page Instructions:** Make your own "Ww" page. Draw or cut and paste pictures that start with the /w/ sound onto the page. Use the writing lines to practice letter shapes or copy simple sentences.

**Activity:** Play this game. Say, "Let's go around the room and everyone say a word that starts with the /w/ sound." Give additional clues if students are having difficulty.  
**Word List:** wagon, walrus, warm, watch, water, watermelon, waterfall, waves, weather, web, welcome, wet, whale, wheel, whistle, wide, wig, window, windy, winter, wishing well, wolf, word, world, worm, Wednesday.