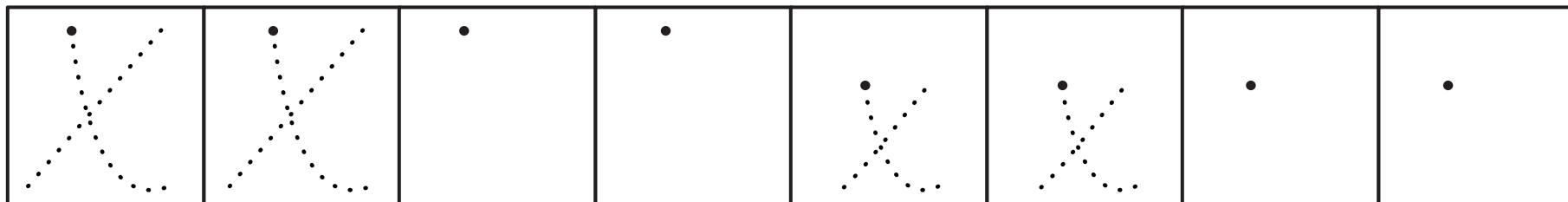
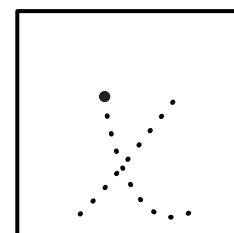
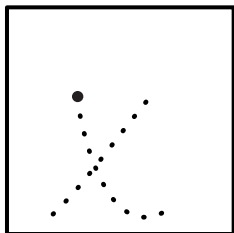




Name _____

X x is in 6 .



Page Instructions: Help the student read, "X is in six. Say, "Repeat the names of the pictures after me: six, ox. What sound do you hear at the end of each word?" Tell the student to trace the letters in the boxes, start at the big dot. Color the page.

Activity: Make the shape of the letter X with your body! Stand up and make a big X with your arms in the air and your legs wide apart. Make little x's with your fingers. Cross your wrists, then your elbows to make X's with your arms. Find other things in the shape of X. Have fun!



Handwriting practice lines consisting of two sets of three horizontal lines each. Each set includes a solid top line, a dashed middle line, and a solid bottom line.

Page Instructions: Make your own "Xx" page. Draw or cut and paste pictures that look like X OR that start or end with the /ks/ sound. Cut and paste words with the letter X from magazines or newspapers. Use the writing lines to practice letter shapes or copy simple sentences.

Activity: Play tic tac toe with X's and O's. Play on a big board or paper, let students take turns being X or O. Go over a few words that have the /ks/ sound in between games. Talk about where you hear the /ks/ sound, at the beginning, middle or end of each word.
Word List: box, excellent, excited, exciting, exit, extra, extremely, fox, six, x-ray, extra, mix, T-rex, ox.