

Capitalize Challenge

Name: _____

☞ Rewrite each word below beginning with a capital letter.



REMEMBER

Capitalize names of people, places and things; days of the week; holidays, months of the year; and book titles.



1. jenny

2. halloween




3. friday

4. boston




5. easter



6. treasure island

7. william



8. august



9. mount everest

10. denver



☞ On the back, write three sentences using words that begin with a capital letter. Make sure to also capitalize the first word of each sentence.

Teacher Notes: Capitalization (Grade 1)



ONLINE ACTIVITY

[Capital Journey 1](#)

ESL VOCABULARY

capital

spy

LEAD-IN ACTIVITY SUGGESTIONS

1. Play the “Up, Down Capitalization” game. Prepare sentences on strips or sentences on chart paper with proper adjectives, proper nouns, and other words that should be capitalized. Read a sentence slowly and instruct the students to stand up or put their thumb up when they hear a word that should be capitalized. When they hear another word that should not be capitalized, they should do the opposite (sit down, thumbs down, etc.). Repeat activity with all sentences. You may change the action anytime during the game for fun (hands up/down, eyes opened/closed, etc.). Direct attention to the “Capitalize Challenge” worksheet and online activity.

EXTENSION ACTIVITY SUGGESTIONS

1. Prepare your classroom by having words posted and used that would be capitalized if written. Inform students that you will be playing a new game, “I Spy with my Capital Eye” (review ESL vocab-spy). Allow a volunteer to begin the game. They should look around the room and find a word that should begin with a capital letter (such as a student’s name written on the board: Mary). The student would say, “I spy with my capital eye a word that starts with a capital M.” Students may shout out guesses and the first to answer correctly is the next one to have a turn (they should inform the other students why it needed a capital). Continue game as time allows.

ADDITIONAL NOTES

1. **Virtual:** Prepare a short story that requires capitalization of letters to display (or copy a paragraph from a well-known classic story). Tell your students they will be going on a mission today to locate all of the words in your story that need to be capitalized. Let them know how many letters need to be capitalized (i.e., thirty words in the text). This makes it more of a challenge and feels exciting for the students. Review the types of words that need capital letters (focus on beginning of sentences, names, personal pronoun “I”). Give every student a turn to locate letters needing capitalization (provide support for those needing extra help). Rewrite the story together. Direct attention to the Capital Journey activity on Starfall.com.
2. **ESL and Special Education:** Review the difference between lower and uppercase letters, referring to uppercase letters as capital letters.

☞ Rewrite each word below beginning with a capital letter.

**REMEMBER**

Capitalize names of people, places and things; days of the week; holidays, months of the year; and book titles.



1. jenny

Jenny

2. halloween

Halloween



3. friday

Friday


4. boston

Boston



5. easter

Easter



6. treasure island

Treasure Island

7. william

William



8. august

August



9. mount everest

Mount Everest

10. denver

Denver



☞ On the back, write three sentences using words that begin with a capital letter. Make sure to also capitalize the first word of each sentence.