



Coin Monkey - 1

Name: _____


Add up the coins in each group and write the answer in the box.


10¢ 10¢


1¢ 1¢ 1¢

23

¢



10¢ 10¢ 10¢ 1¢

¢

10¢ 10¢ 10¢ 10¢ 10¢ 10¢ 10¢ 10¢

¢

10¢ 1¢ 1¢ 1¢ 1¢

¢

10¢ 10¢ 10¢ 10¢ 10¢ 1¢ 1¢

¢

10¢ 10¢ 1¢ 1¢ 1¢

¢

10¢ 10¢ 10¢ 10¢ 10¢ 1¢ 1¢ 1¢

¢

10¢ 10¢ 10¢ 10¢ 1¢ 1¢

¢

10¢ 10¢ 10¢ 1¢ 1¢

¢

10¢ 1¢ 1¢ 1¢ 1¢

¢

1¢ 1¢ 1¢ 1¢ 1¢ 1¢ 1¢ 1¢

¢

Teacher Notes:

Coin Monkey 1 (Grade 1)

ONLINE ACTIVITY

[Coin Monkey](#)

ESL VOCABULARY

dime

nickel

penny

quarter

LEAD-IN ACTIVITY SUGGESTIONS


1. Show students the different types of U.S. money (either real or images), elicit the names of each, and write them on the board. Ask students how we can use coins: How much can you buy with \$1 or 10 cents, etc. (e.g., a candy bar, a toy car). Go back to the coin names and ask the students what it looks like, and elicit or provide the values of each coin. Turn focus to the Coin Monkey online activity.
2. Turn focus to the worksheet. Elicit the names of the coins on the worksheet (dime and penny) and their values. Have students complete the worksheet.

EXTENSION ACTIVITY SUGGESTIONS

1. On the back of the worksheet, have students draw their own combinations of dimes and pennies, and quiz a partner on the sum and what they could do with it.
2. To put money spending into a real-world context, show students a grocery store flier (if using a real flier, we advise changing the prices to be easier to work with using dimes and pennies). Ask students to work in pairs or small groups to plan a meal using the foods from the store flier. Give them an amount of money (e.g., 12 dimes and 7 pennies) to spend on items from the flier, and they cannot spend more. Ask students to show their calculations (subtracting each item's value from the starting amount) to ensure they do not spend more than they have.

ADDITIONAL NOTES

1. **Virtual:** Alert students' adults to the working with coins lesson and ask for their help to provide some coins for the student to work with. Otherwise, have Google Images available to screenshare.
2. **ESL and Special Education:** If students have recently come from their home country, ask them to bring or talk about currency from their home country. Are there similarities between that currency and U.S. currency?



10¢



10¢



1¢




1¢



1¢

23¢



Coin Monkey - 1

Name: ANSWER KEY

Add up the coins in each group and write the answer in the box.

10¢ 10¢

1¢ 1¢ 1¢

2	3
---	---

 ¢

10¢ 10¢ 10¢ 1¢

3	1
---	---

 ¢

10¢ 10¢ 10¢ 10¢ 10¢ 10¢ 10¢ 10¢

8	0
---	---

 ¢

10¢ 1¢ 1¢ 1¢ 1¢

1	4
---	---

 ¢

10¢ 10¢ 10¢ 10¢ 10¢ 1¢ 1¢

5	2
---	---

 ¢

10¢ 10¢ 1¢ 1¢ 1¢

2	3
---	---

 ¢

10¢ 1¢ 1¢ 1¢ 1¢ 1¢

1	6
---	---

 ¢

10¢ 10¢ 10¢ 10¢ 1¢ 1¢

4	2
---	---

 ¢

10¢ 10¢ 10¢ 1¢ 1¢

3	2
---	---

 ¢

10¢ 1¢ 1¢ 1¢ 1¢

1	4
---	---

 ¢

1¢ 1¢ 1¢ 1¢ 1¢ 1¢ 1¢ 1¢

0	8
---	---

 ¢