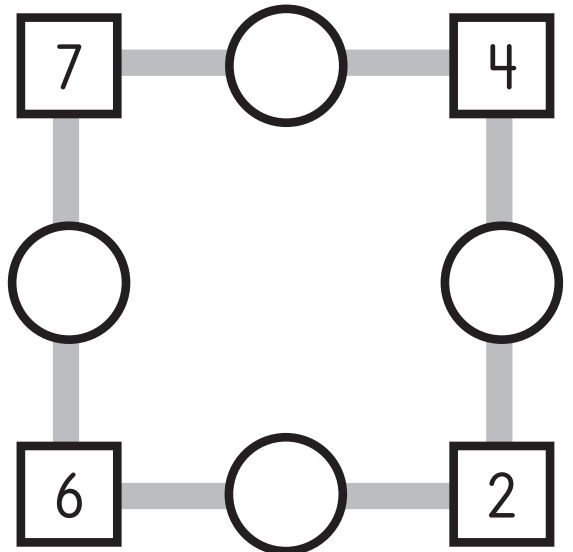
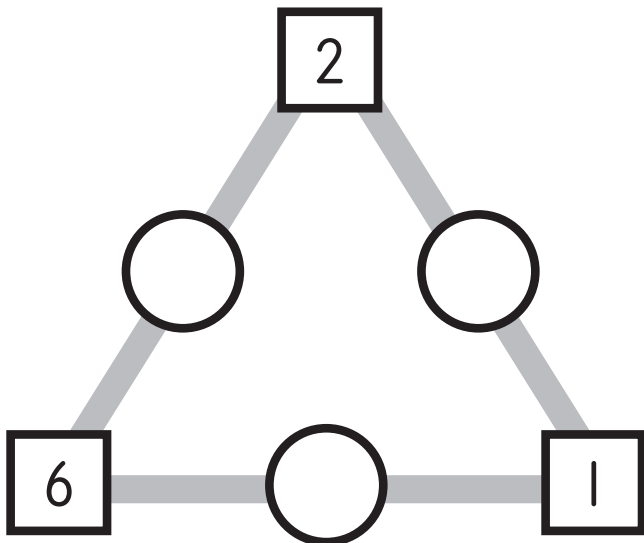
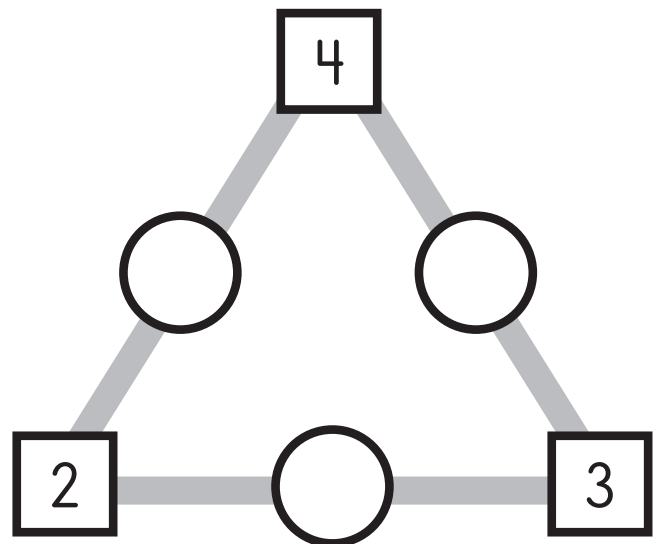
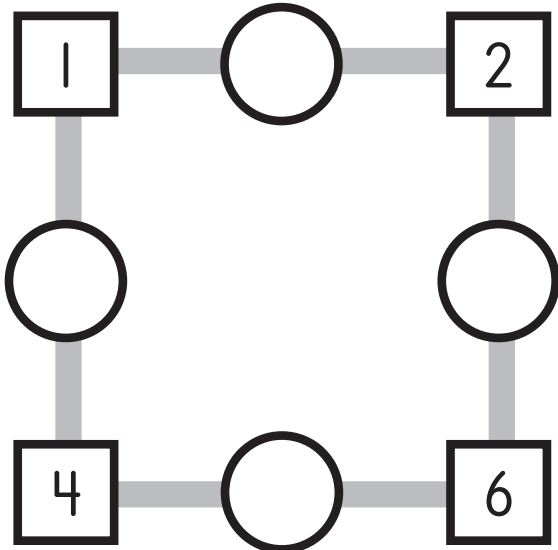
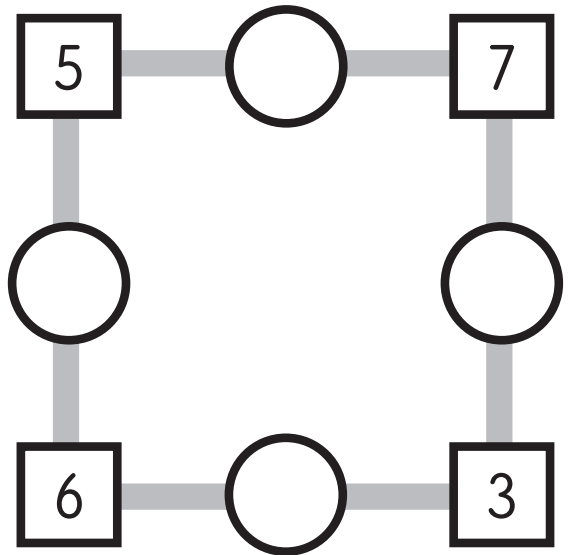

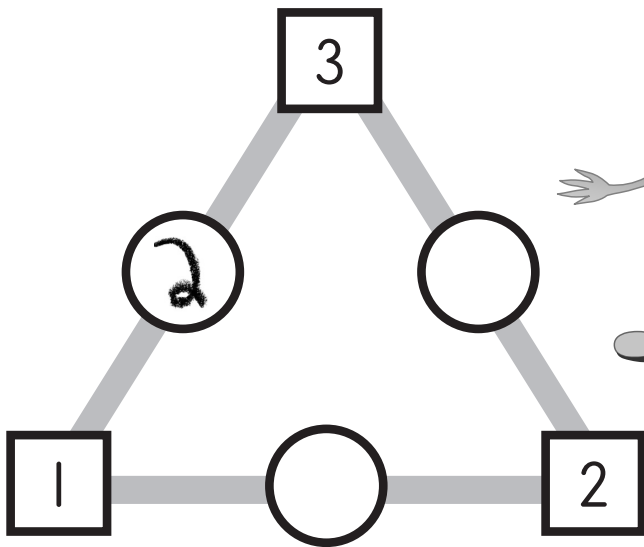


Name: \_\_\_\_\_

# Connecting Numbers

(Unknown Addend)



# Teacher Notes:

## Connecting Numbers (Grade 1)

### ONLINE ACTIVITY

[Unknown Addend](#)

### ESL VOCABULARY

*corner*

*square*

*side*

*triangle*

### LEAD-IN ACTIVITY SUGGESTIONS

1. Write the numbers 4, 2, and 6 on the board. Ask students what they need to make an equation from these numbers (+ and = signs, so  $4 + 2 = 6$ ). Complete the equation. Switch the order of the numbers and ask what is missing from the equation now. Elicit *addition* and *subtraction*, and their meanings. Can students give other examples? Turn focus to the worksheet or the Unknown Addend activity on Starfall.com.

### EXTENSION ACTIVITY SUGGESTIONS

1. Ask students to draw their own shapes with numbers at each corner, and blank spaces on each segment. Students can switch drawings with each other and solve for the missing numbers.
2. To connect to word problems, ask students to create a story to go with each side of their shape.

### ADDITIONAL NOTES

1. **Virtual:** Use a shared screen in place of a whiteboard to model addition and subtraction.
2. **ESL and Special Education:** Show images of squares and triangles and review names. Review the terms *corner* and *side* while pointing to the corners and sides of the images.

