

Name: _____

Dinosaur Verbs

☞ Circle ONLY the verbs below. REMEMBER: A verb is an action word!

sleeps

dances

tall

roams

shirt

hot

erupts

sings

shoe

eats


searches

candy

roars

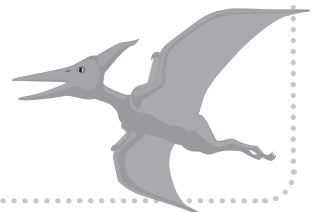

hides

boat




☞ Use any of the verbs you circled above to complete the sentences below.

1. The little dinosaur _____ in a cave.
2. My dinosaur friend _____ everywhere.
3. In the jungle a triceratops _____ loudly.
4. A pterodactyl _____ above the volcano.
5. A tall brontosaurus _____ loudly.
6. A stegosaurus _____ along the river.



☞ On the back, rewrite the six sentences above using the past tense of each verb.

EXAMPLE: The little dinosaur roared in the cave.



Teacher Notes: Verbs (Grade 2)

ONLINE ACTIVITY

[My Time Machine Story](#)
[Verb Dinosaur](#)

ESL VOCABULARY

past

present

future

LEAD-IN ACTIVITY SUGGESTIONS

1. Remind students that adverbs are words that add more detail and describe verbs. Play the following brainstorming game: Choose a verb that represents an action the students are familiar with such as walking, singing, etc. Write the verb on the board/chart paper. Students will have one minute (you may adjust time) to write all of the adverbs they think would be appropriate to describe or modify the verb. Start a timer. At the end of the designated time, allow each student to share their favorite adverb. Discuss with the class why each is or is not an adverb. Write the adverbs on an anchor chart for future reference. Direct attention to the “Adverb and Verb Connection” worksheet.

EXTENSION ACTIVITY SUGGESTIONS

1. Group students and provide recycled materials for each group to build a time machine.
2. Instruct students to fold a paper to create three columns, labeling them with past, present, and future. In each column, students should work together to write a sentence about their time machine to share with the class.
3. Direct students to the online activities for additional practice and reinforcement.



ADDITIONAL NOTES

1. **Virtual:** Prepare chart paper with the title “How Verbs Show Time.” Create three columns labeled past (ends with -ed), present (ends with -ing), and future (has the word “will” before it). Prepare multiple sticky notes with words such as *played, playing, will play, walked, walking, will walk, stopped, stopping, will stop*. Explain that they will be sorting by ending or helping verb.

Play “Sort the Verbs.” Students take turns as called upon to sort verbs into the proper column and use in a sentence. Brainstorm different adverbs that would be appropriate to use for the verbs listed on the chart. Direct attention to the My Time Machine and Verb Dinosaur activities on Starfall.com.

2. **ESL and Special Education:** Review definitions of past, present, and future. Use discussion of past experiences, present situations, and hopes for the future to reinforce these words as a reference to time.

☞ Circle ONLY the verbs below. REMEMBER: A verb is an action word!

sleeps

dances

tall

roams

shirt

hot

erupts

sings

shoe

eats


searches

candy

roars

hides

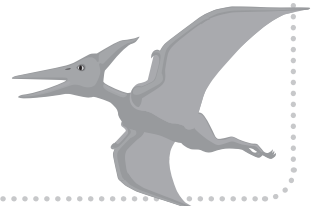

boat



☞ Use any of the verbs you circled above to complete the sentences below.

Answers will vary

- The little dinosaur _____ in a cave.
- My dinosaur friend _____ everywhere.
- In the jungle a triceratops _____ loudly.
- A pterodactyl _____ above the volcano.
- A tall brontosaurus _____ loudly.
- A stegosaurus _____ along the river.



☞ On the back, rewrite the six sentences above using the past tense of each verb.

EXAMPLE: The little dinosaur roared in the cave.