


Name: _____

Punctuation Investigation



☞ Read each sentence and decide if it is a statement, question or exclamation. Circle the correct answer.




What mystery can I help you solve, Lily?

Statement
Exclamation
Question




All of my cupcakes have just disappeared!

Statement
Exclamation
Question



Let's figure out what happened before your cupcakes went missing.


Statement
Exclamation
Question

 **REMEMBER** A statement ends with a period. An exclamation ends with an exclamation mark! Did you know that a question ends with a question mark?

☞ Use these punctuation marks to punctuate the sentences below.



I recall a large hungry elephant came into my shop



Aha Is it possible the elephant ate the cupcakes




I hadn't thought of that

Thank you for your help, Detective Sam

☞ On the back of this page write three sentences about what you think happens next. Use a period, question mark or exclamation point to punctuate your sentences.

Teacher Notes: Punctuation (Grade 2)



ONLINE ACTIVITY

[Punctuation Investigation](#)

ESL VOCABULARY

amazing investigation metal moving special

LEAD-IN ACTIVITY SUGGESTIONS


1. Have a “secret” item in a bag. Ask students to guess what is inside by asking questions. Build excitement as students get closer to a correct guess. After guessing correctly, remind them of the questions asked or exclamations made as they guessed correctly to model real world use of punctuation.
2. Model using a phrase such as “I see a dog” using all three forms of punctuation. Practice with students reading a similar phrase (*The car is fast, I don't like pizza*) with all three forms of punctuation.


EXTENSION ACTIVITY SUGGESTIONS

1. On the back of the worksheet, ask students to think of an object and write a similar passage like they just practiced, using correct punctuation. Have a partner read the passage to guess their object.
2. Use a text on student's reading level to find examples of all three types of sentences. Copy sentences in a three-column T chart with the headings period/question mark/exclamation mark.

ADDITIONAL NOTES

1. **Virtual:** Share screen to show a text students are working with. Ask for volunteers to give examples of sentences that have question marks or exclamation marks and read those sentences with the correct expression/intonation.
2. **ESL and Special Education:** Create punctuation puppet sticks (cute periods, question marks, and exclamation marks on popsicle sticks). Use the sticks to do various activities such as: raise the correct stick when they see an example in a familiar text, listen to teacher read aloud sentences and raise stick with the correct symbol matching tone of teacher's voice, show puppet stick to partner and partner must read a phrase to match the intonation correctly.

 Read each sentence and decide if it is a statement, question or exclamation. Circle the correct answer.




What mystery can I help you solve, Lily?

- Statement
- Exclamation
- Question**




All of my cupcakes have just disappeared!

- Statement
- Exclamation**
- Question



Let's figure out what happened before your cupcakes went missing.


- Statement**
- Exclamation
- Question

 **REMEMBER** A statement ends with a period. An exclamation ends with an exclamation mark! Did you know that a question ends with a question mark?

 Use these punctuation marks to punctuate the sentences below.



I recall a large hungry elephant came into my shop




Aha Is it possible the elephant ate the cupcakes ?



I hadn't thought of that

Thank you for your help, Detective Sam

 On the back of this page write three sentences about what you think happens next. Use a period, question mark or exclamation point to punctuate your sentences.