
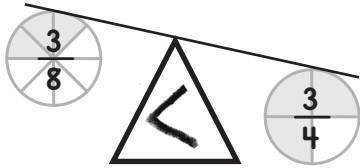




Name: _____

Compare Fractions




Compare each pair, and write the correct symbol.







Same Denominator



Equivalent Fraction



Same Numerator



Teacher Notes: Compare Fractions (Grade 3)

ONLINE ACTIVITY

[Compare Fractions](#)

ESL VOCABULARY

greater than *less than* *equal to*

LEAD-IN ACTIVITY SUGGESTIONS

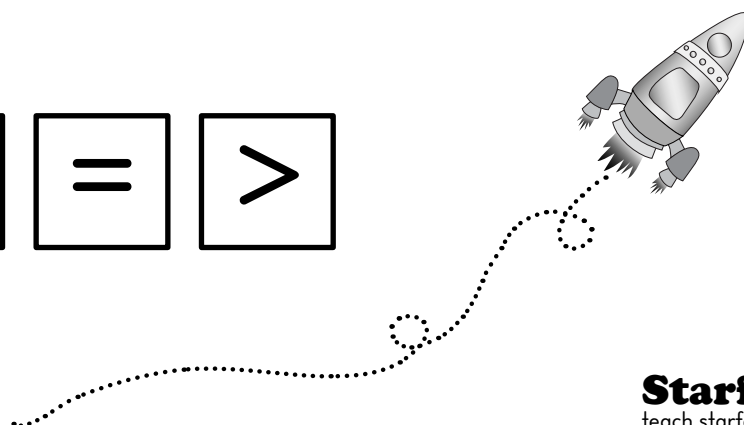

1. If needed, review fractions and equal parts with the Starfall online activities Robot Fractions and Let's Make a Pizza. Ask students to practice making the given fractions, either with manipulatives or drawing. Give two fractions for students to make or draw, and then ask which is bigger and how they know. Turn attention to the online activity or worksheet.

EXTENSION ACTIVITY SUGGESTIONS


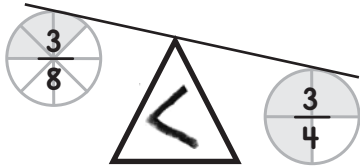
1. Ask students to work in pairs or groups of three. Provide each group with a set of dominos. For each round, each student should take one domino and orient it so that the larger number is on the top and put the dominos next to each other. Whoever has the largest fraction gets a point. This can also be played with each student rolling two dice or choosing two numbered playing cards to create their fraction.

ADDITIONAL NOTES

1. **ESL and Special Education:** Review greater than/less than/equal to, and their symbols.



Compare each pair, and write the correct symbol.



Same Denominator



Equivalent Fraction



Same Numerator

