

Backpack Bear's
ABC Rhyme Book





Backpack Bear's ABC Rhyme Book will help you teach children the relationship between sounds and letters. This book features the 20 consonant sounds, the five short-vowel sounds, and five digraphs: ch, qu, sh, th, and wh. Use it alongside *Backpack Bear's Letter-Formation Wall Cards*, *Sound-Spelling Wall Cards* and *Instructional Cards*, and *Level-K Book 1: Listening & Writing* and *Level-K Book 2: Writing & Reading*.

Use this book with the interactive Learn to Read website: **Starfall.com®**

Backpack Bear's ABC Rhyme Book

by Backpack Bear and the Starfall Team

How to Use This Book	64
Aa	5
Bb	7
Cc	9
Dd	11
Ee	13
Ff	15
Gg	17
Hh	19
Ii	21
Jj	23
Kk	25
Ll	27
Mm	29
Nn	31
Oo	33
Pp	35
Qu	37
Rr	39
Ss	41
Tt	43
Uu	45
Vv	47
Ww	49
Xx	51
Yy	53
Zz	55
Ch	57
Sh	59
Th	61
Wh	63



Copyright © 2026 by Starfall Education. All rights reserved. Starfall® and Starfall.com® are registered trademarks in the U.S., the European Union, and various other countries. This document may be reproduced by individuals for non-commercial use in their own school or home, but any other reproduction is not allowed without written permission from the publisher. Starfall Education Foundation is a publicly supported nonprofit organization, 501(c)(3).



Backpack Bear's ABC Rhyme Book

My name is Backpack and I'm a bear,
But really, I'm just like you.
I want to know letters and letter sounds,
And learn about rhyming too.

I made up the rhymes inside this book
Exactly for this reason
They'll help you remember letters and sounds
And rhyme in every season !



Apple

Apple, apple,
As red as can be—
Apples for you,
And apples for me.



Ball


I have a bouncy basketball,
Here's a game for two:
Bounce the basketball to me,
I'll bounce it back to you!



Cat

Cozy cat, cozy cat
Come and play with me.

We'll have lots of fun,
Just you wait and see!



Dinosaur

A dizzy, daring dinosaur
Danced all around.


He jumped up,
Turned around,
And fell down on the ground.



Elephant

Ed the elephant walks so slow.
Where is he going? No one knows.

He hasn't any fingers,
but he has twenty toes—
Look at his ears and his very long nose!



Fish

Funny little clown fish
Looking out at me—

Flitting, floating, flipping fins
Frolicking freely in the sea.





Goat

Gordon Goat goes leaping
Over rock and stone.

Gordon Goat is graceful
And never breaks a bone!



Horse

Hector Horse was hungry
But hadn't any hay.

He hurried to the meadow
And nibbled grass all day.



Igloo

Sit inside an igloo
Made of ice and snow.
 It's cold outside,
 But in this home,
The wind can never blow.



Jump Rope

Jump, Jenny, Jump!

One jump, two jumps,

Three jumps, four.

Five jumps, six jumps,

Seven jumps, more.

Jump, Jenny, Jump!



Kangaroo

Kenny Kenny Kangaroo
Tell me, where are you hopping to?
A kickball class,
Or karate perhaps,
Or is hopping all that you do?



Lips

Look! Lots of lips!
Not one lip like mine.
Some silly, some sad,
But all of them fine.

Lovely lip colors and
Lovely lip smiles,
Lovely lip laughter
That goes on for miles!



Moon

Moon, Moon, marvelous, magical
Moon, Moon, mysterious, mystical.

May I ask where you go at dawn?
I wake from sleep, and you are gone!




Nest

Nest neatly nestled up in a tree
Where is the bird who made you?


Is she nearby, catching a fly,
Or nabbing a new twig or two?





Ostrich

Olive Ostrich went out one day
Stuck her head in the sand
And stayed that way!



Pizza

Pizza in the morning

Pizza at night

Pizza hot, pizza cold

My tummy's delight !



Qu

qu

Queen

I questioned the queen
In the quilted dress,
“Can we play a quick game?”
She quietly said, “Yes.”



Rainbow

Radiant violet, royal blue
Indigo, yellow and orange, too.
A row of green,
Add ruby red—
Look at the rainbow overhead!



Snake

Sweet Samantha Snake
Slithered left and right—

She tied herself into a knot
And was stuck all night.



Tiger

Terrific tiger, what a sight,
Black and gold with eyes so bright.

Your bold roar gives me a fright,
Terrific tiger, please don't bite!



Umbrella

Up, up, up, the umbrella goes.
When will it rain? I don't know.

Under the umbrella

Under I wait—

Rain or shine, an umbrella's great!



Violin

Violin, violin, what makes you sing?
I sing as a bow vibrates my string.

Violin, violin, who picks the song?
Vote for your favorite and I'll play along.



Wolf

Wild wolf, wild wolf
Noble and free
You are so majestic
Will you howl for me?



Box

What would fit inside that box?
Maybe an ax, some wax or a fox.

But not a taxi or a saxophone,
Not even an ox or a T-Rex bone!



Yo-yo

Little yellow yo-yo
Going up and down—

Can you go in circles
And spin all around?



Zebra

The zebra is not a horse of course
But they look very much the same.

Those zany stripes of black and white
Are the zebra's claim to fame!



Cheese

Cheese please, I like it so much!
All melted on pizza
and nachos and such.

Serve it in slices or
stacked in a bunch—
But please, oh yes please,
Pack cheese in my lunch!



Shell

Hold a seashell to your ear.

Shh...

Is that the ocean you hear?



Thumb

Thumbs up ! Thumbs down !
Tell us what you think.

Thumbs up ! Thumbs down !
Now give a little wink.



Whistle

When I try to whistle with my lips
The whistle I blow only
whimpers and slips.

So I use a whistle, shiny and bright—
When I blow into it
the sound comes out right.

How to Use This Book

Dear Educators and Parents,

Backpack Bear's ABC Rhyme Book will help you teach children the relationship between sounds and letters (sound-spelling correspondence). This book features the 20 consonant sounds, the five short-vowel sounds, and five digraphs: ch, qu, sh, th, and wh. Use it alongside *Backpack Bear's Letter-Formation Wall Cards, Sound-Spelling Wall Cards and Instructional Cards*, and *Level-K Book 1: Listening & Writing* and *Level-K Book 2: Writing & Reading*.

To introduce a new sound-spelling, find it in *Backpack Bear's ABC Rhyme Book*. Point to the picture in the book and emphasize the initial sound as you name the picture. Read the rhyme, emphasizing the new sound each time it occurs. Have children connect the sound and the letter or letters by having them locate words in the text that use the new sound-spelling.

When using this book in the classroom, follow the introduction above by revealing the coordinating *Sound-Spelling Wall Card*. Help children isolate the beginning sound of the item pictured on the *Wall Card* and make the connection between it and the spelling shown below it. Finally hang the *Wall Card* (for example /a/ "Apples") directly beneath its matching *Letter-Formation Wall Card* (Aa). Connect the sound with the upper- and lower-case letters.

At home or in the classroom, practice and extend the newly acquired sound-spelling correspondences individually or

in small or whole group settings with *Instructional Cards*. Have children play favorite card games like "Old Maid" or "Memory." Use the rhymes during transitions to keep the sound-spellings fresh in the children's minds, and keep the book accessible in your class or home library.

Backpack Bear's ABC Rhyme Book is a natural tool for teaching rhythm and rhyming. Have children internalize the rhythm by tapping their thighs to keep the beat as you repeat the rhyme together. Encourage children to identify rhyming words and think of other words that also rhyme.

Happy Rhyming and Reading!

The Starfall Team

A note for classrooms using *Letter-Formation Wall Cards* and *Sound-Spelling Wall Cards*

Letter-Formation Wall Cards demonstrate accurate letter formation and should be used to teach letter names and alphabet order. These cards can be hung in your classroom from the first day of school. *Sound-Spelling Wall Cards*, on the other hand, should be withheld and revealed only as you introduce each new sound-spelling. This ensures that:

- Children do not confuse letter sounds with letter names.
- You have children's complete attention when introducing a new sound-spelling.