

Starfall.com

# Level 1 Reading and Writing Journal

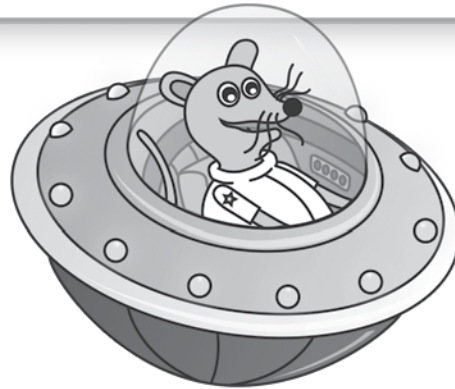

## Block Print

This belongs to:

\_\_\_\_\_

-----

\_\_\_\_\_



Block Print

Aa

A B C D E F G

H I J K L M N

O P Q R S T U

V W X Y Z

a b c d e f g h i

j k l m n o p q r

s t u v w x y z

1 2 3 4 5 6 7 8 9 0

**Starfall**<sup>®</sup> We recommend that you use this book with our interactive website: [www.starfall.com](http://www.starfall.com).


Comments welcome: [www.starfall.com/feedback](http://www.starfall.com/feedback). Pages from this book may be reproduced by individual teachers or parents for noncommercial use in their classroom or home, but any other reproductions are not allowed without written permission from the publisher.

Copyright © 2004, 2020 by Starfall Education. All rights reserved. Starfall<sup>®</sup> is a registered trademark in the US, the European Union and various other countries.

**Starfall Education**, P.O. Box 359, Boulder, CO 80306


ISBN: 978-1-59577-045-5

# Zac the Rat



👉 Complete each word to rhyme with **ran**, then say the word.  
Hint: Use the picture clues to help.

1.

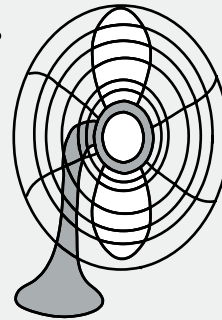


\_\_\_\_\_

\_\_\_\_\_ ran \_\_\_\_\_

\_\_\_\_\_

2.




\_\_\_\_\_

\_\_\_\_\_ an \_\_\_\_\_

\_\_\_\_\_

3.




\_\_\_\_\_

\_\_\_\_\_ an \_\_\_\_\_

\_\_\_\_\_

4.



\_\_\_\_\_

\_\_\_\_\_ an \_\_\_\_\_

\_\_\_\_\_

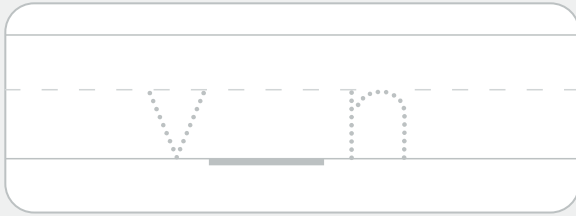

Name \_\_\_\_\_

short a      cat

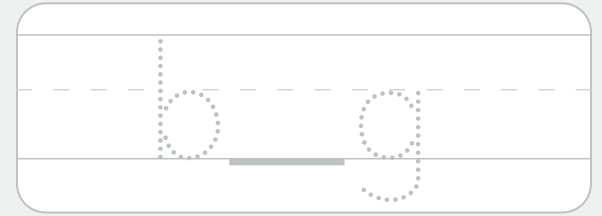


Write the missing short vowel in each word,  
then say the word.

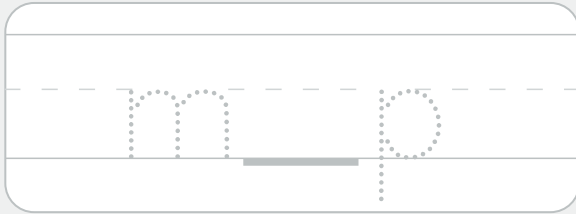
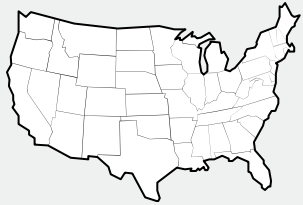
1.



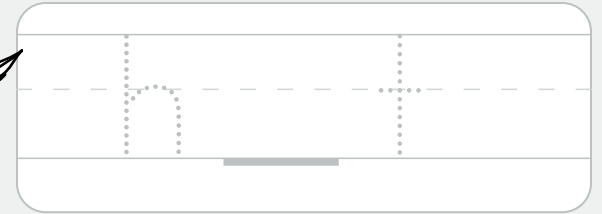
2.



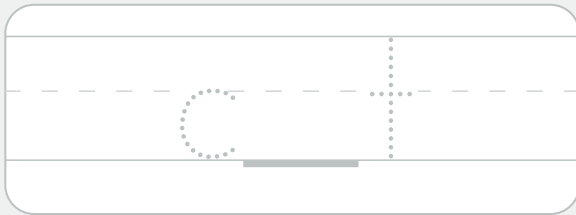
3.





4.



5.



6.



**★ BRAINWORK!** Circle the words that rhyme.

2

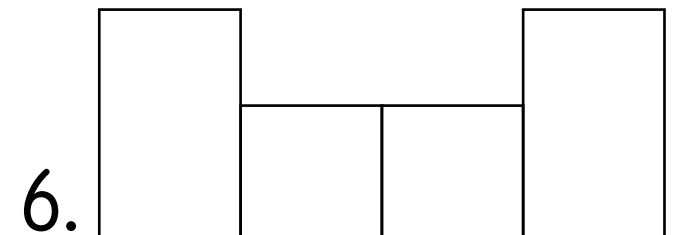

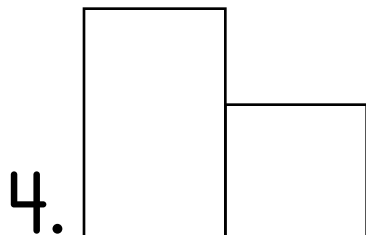


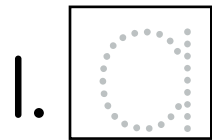
Comments welcome at [www.starfall.com/feedback](http://www.starfall.com/feedback)

ă

Name \_\_\_\_\_

 Write these words in the correct shapes, then say the words.

to      the      a      and      is      look



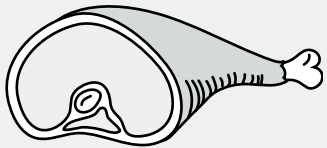
man hand bat ants pants ham



Read the words in the Word Bank.

Write the missing letter in each word, then say the word.

1.



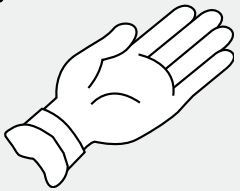
h \_ a m

2.



\_ a n

3.



\_ a n d

4.



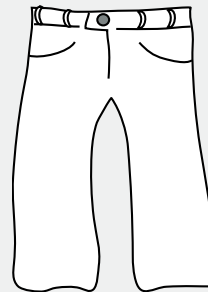
\_ a n t s

5.




\_ a t

6.



\_ a n t s

Name \_\_\_\_\_

 Circle the word that best completes the sentence,  
then write the word in the blank.

1. The rat is

had  
sat  
sad



2. Zac sat on a

mat  
pat  
fat



3. The

naps.

can  
cat  
hat



4. The

ran to the jam.

ants  
an  
pants




Name \_\_\_\_\_

short a      cat



Circle the things that have the **short-a** sound, then write about the picture. Use the Word Bank to help you.



bat

jam

rat


hat

bag


ants



# Peg the Hen




☞ Complete each word to rhyme with **hen**, then say the word.  
Hint: Use the picture clues to help.




hen



ten





men




pen

Name \_\_\_\_\_

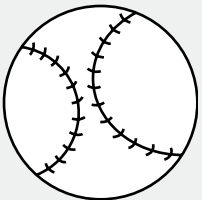
 Complete each word to rhyme with **fall**, then say the word.  
Hint: Use the picture clues to help.



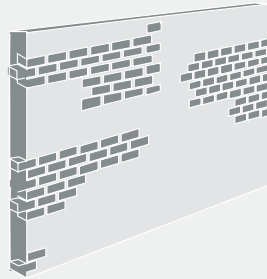
fall



tall



ball



wall

 **BRAINWORK!**

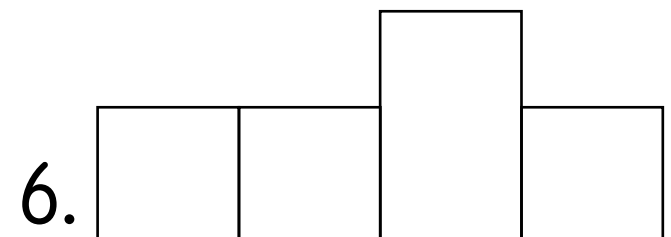
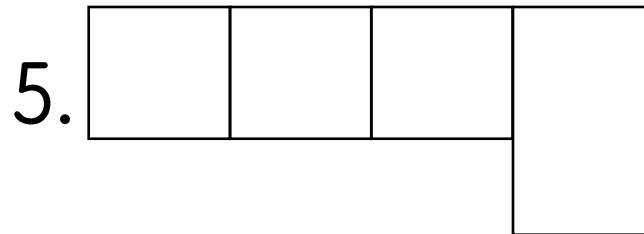
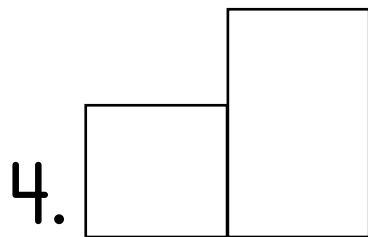
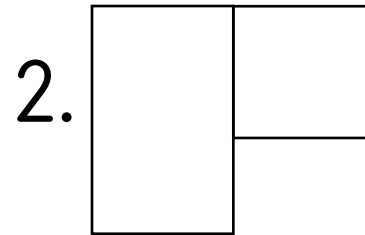
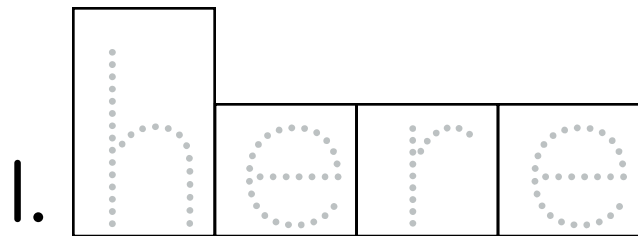
Write a different word  
that rhymes with **fall**.  
Draw a picture to match the word.

sm

Name \_\_\_\_\_

 Write these words in the correct shapes, then say the words.

here go in of into away




Name \_\_\_\_\_

short e → ten 10



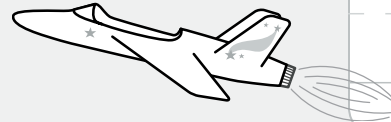
Write the missing short vowel in each word, then say the word.

1.



h \_ n

2.




j \_ t

3.

10

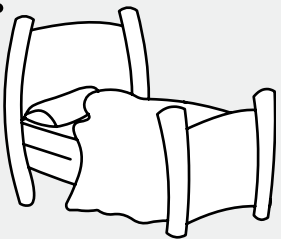
t \_ n

4.




b \_ ll

5.



b \_ d


6.



t \_ nt

**★ BRAINWORK!** Circle the words that rhyme.

Name \_\_\_\_\_

 Circle the word that best completes the sentence,  
then write the word in the blank.

1. The hen has

begs  
wags  
eggs



2. She is in a

jet  
pet  
let



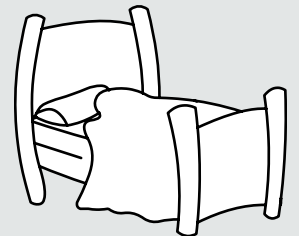
3. She gets

was  
wet  
net



4. Ten pets get on the

red  
bed  
bat



Name \_\_\_\_\_


short e

ten

10



Circle the things that have the **short-e** sound, then write about the picture. Use the Word Bank to help you.



men

hen


jet

bed

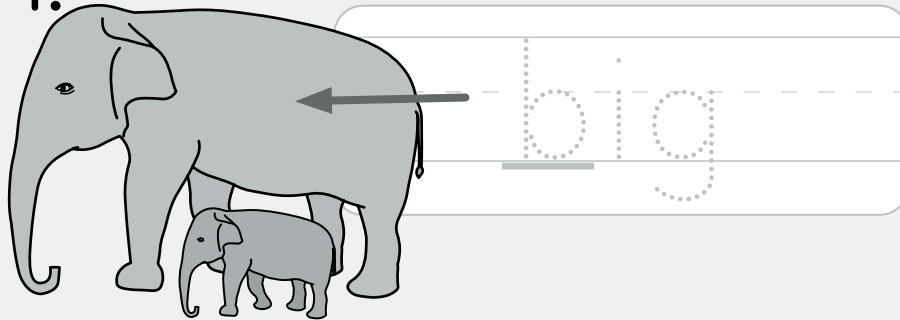
web


bell


# The Big Hit




👉 Complete each word to rhyme with **big**, then say the word.  
Hint: Use the picture clues to help.

1. 

2. 

3. 

4. 



lick



ring



king



sick



sing



kick



In the blanks below, write the words that end with **ick**, then say the words.

Blank writing line with a dashed midline for handwriting practice.

Blank writing line with a dashed midline for handwriting practice.

Blank writing line with a dashed midline for handwriting practice.



In the blanks below, write the words that end with **ing**, then say the words.

Blank writing line with a dashed midline for handwriting practice.

Blank writing line with a dashed midline for handwriting practice.

Blank writing line with a dashed midline for handwriting practice.

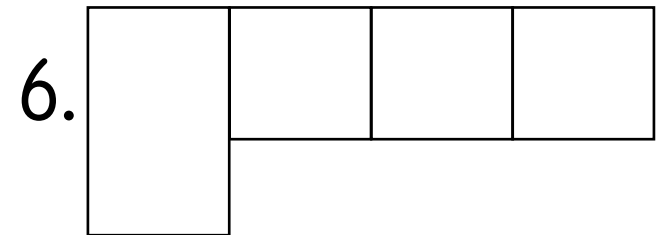
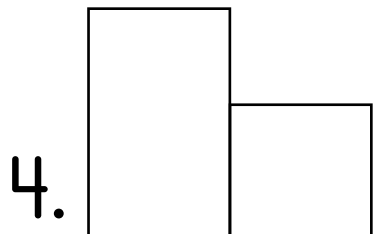
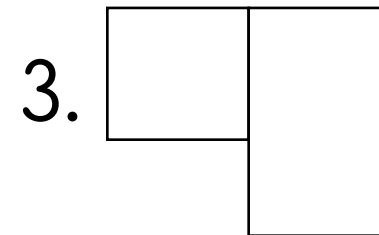
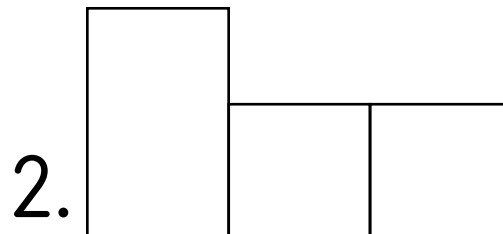
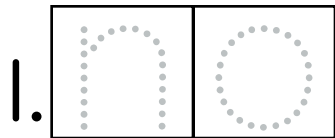




Name \_\_\_\_\_

 Write these words in the correct shapes, then say the words.

up    has    give    no    he    not



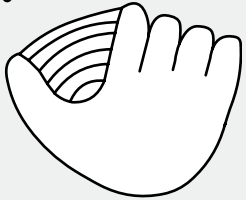
Name \_\_\_\_\_

short i pig




Write the missing short vowel in each word, then say the word.

1.



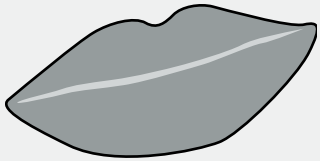
m \_ t

2.



f \_ sh

3.



l \_ ps

4.



z \_ p

5.



d \_ p


6.



s \_ x

**★ BRAINWORK!** Circle the words that rhyme.

Name \_\_\_\_\_

 Circle the word that best completes the sentence,  
then write the word in the blank.

1. She has a pet


fit  
fish  
wish



2. The

has a bell.


pig  
big  
peg



3. He


the ball.

hats  
fits  
hits



4. His hat is

big  
bag  
dig



Name \_\_\_\_\_

1. A sentence tells a complete thought.
2. All sentences start with a capital letter.
3. Telling sentences end with a period.


The cat naps.



 Trace each sentence, then fill in the boxes correctly.

1. The pig has a hat.

The pig has a hat.



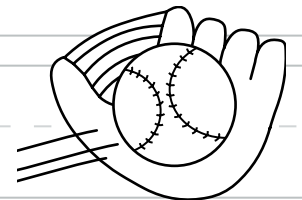
2. She has a pet fish.

She has a pet fish.




3. The ball hits the mitt.

The ball hits the mitt.



# Mox's Shop



☞ Complete each word to rhyme with **fog**, then say the word.  
Hint: Use the picture clues to help.

1.



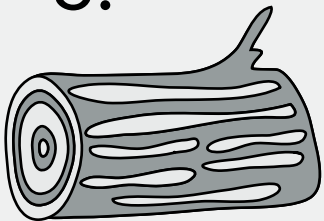
fog

2.




og

3.



og

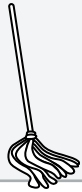
4.



og



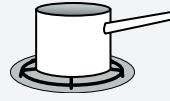
hot



mop



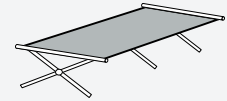
top



pot



hop



cot



In the blanks below, write the words that end with **ot**, then say the words.

Blank writing line with a dashed midline for handwriting practice.

Blank writing line with a dashed midline for handwriting practice.

Blank writing line with a dashed midline for handwriting practice.



In the blanks below, write the words that end with **op**, then say the words.

Blank writing line with a dashed midline for handwriting practice.

Blank writing line with a dashed midline for handwriting practice.

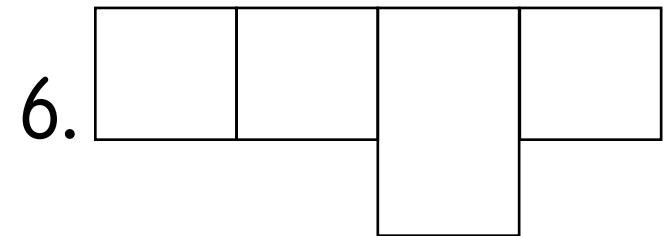
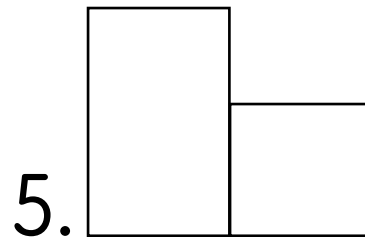
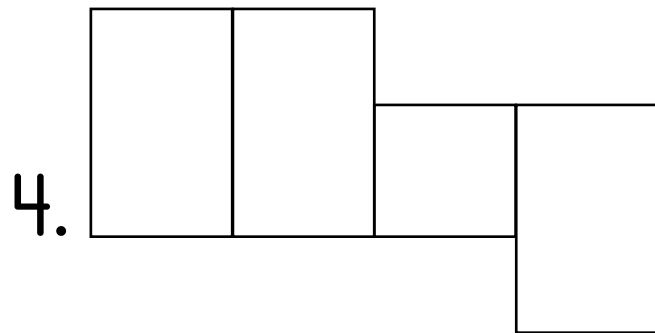
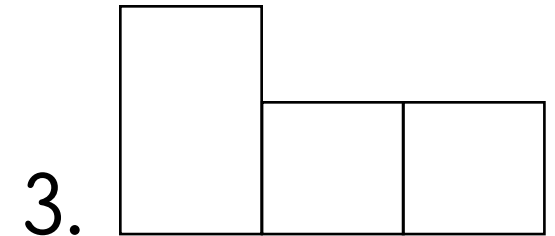

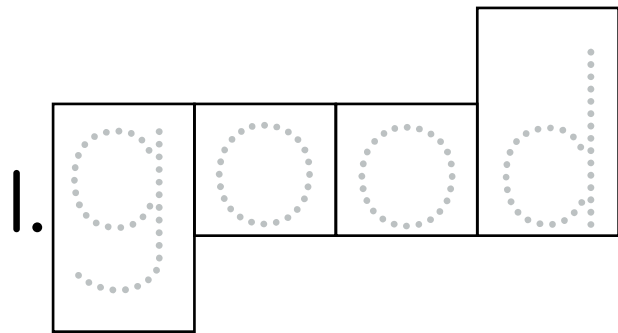
Blank writing line with a dashed midline for handwriting practice.



Name \_\_\_\_\_

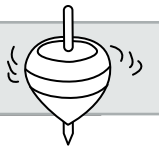
 Write these words in the correct shapes, then say the words.

says they good we too do



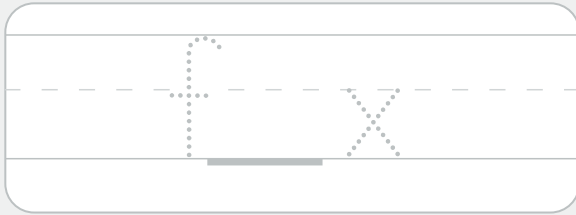
Name \_\_\_\_\_

short o top

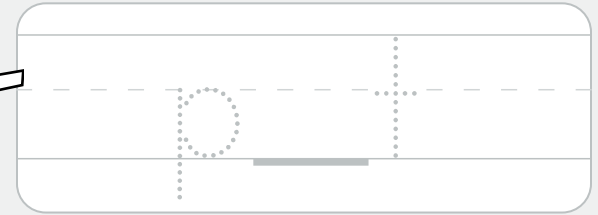



Write the missing short vowel in each word, then say the word.



1.





2.




3.



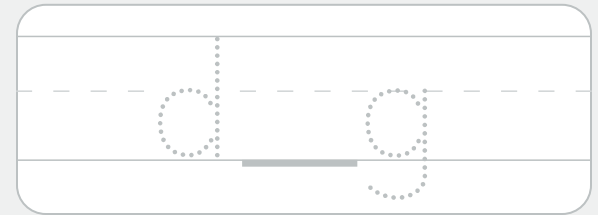
4.



5.




6.



**★ BRAINWORK!** Circle the words that rhyme.




Name \_\_\_\_\_

 Circle the word that best completes the sentence,  
then write the word in the blank.


1. He drops the  .

bet  
fox  
box



2. The  is hot .

got  
pot  
pat




3. The fox has a  .

lock  
lick  
lot



4. The frog  .

hops  
hot  
hats





On the numbered lines, write the words from the Word Bank in ABC order. Use the alphabet above to help you.

**Word Bank**

fox got  
hot box  
dog cot

1.

2.

3.

4.

5.


6.



**BRAINWORK!** Write two or more words from the Word Bank that rhyme.



# Gus the Duck




➡ Complete each word to rhyme with **rub**, then say the word.  
Hint: Use the picture clues to help.

1.



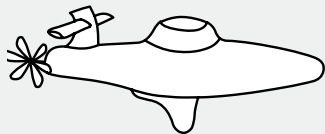
rub

2.




ub

3.



ub

4.



ub



bat



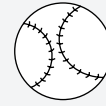
dog



bed



dig



ball



duck



In the blanks below, write the words that begin with **b**, then say the words.

Handwriting practice line with a dotted letter 'b' on the top line for tracing.

Handwriting practice line with a dotted letter 'b' on the top line for tracing.

Handwriting practice line with a dotted letter 'b' on the top line for tracing.



In the blanks below, write the words that begin with **d**, then say the words.

Handwriting practice line with a dotted letter 'd' on the top line for tracing.

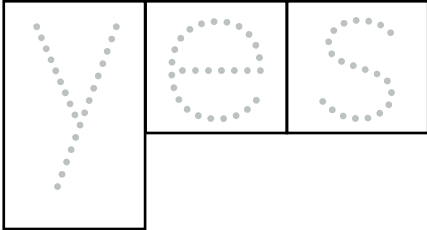
Handwriting practice line with a dotted letter 'd' on the top line for tracing.

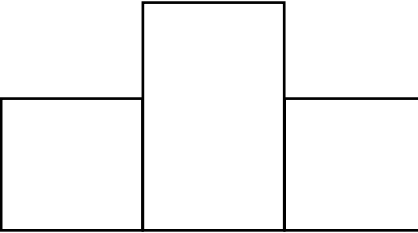
Handwriting practice line with a dotted letter 'd' on the top line for tracing.

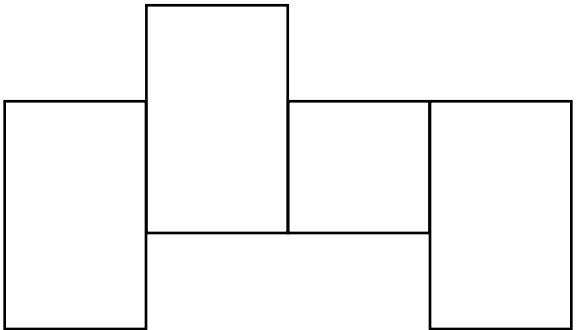
Name \_\_\_\_\_

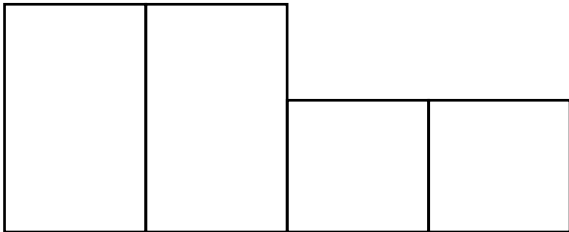
 Write these words in the correct shapes, then say the words.

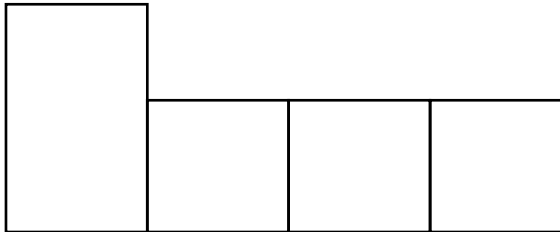
this    yes    play    she    my    have


1. 

2. 

3. 

4. 


5. 

6. 

Name \_\_\_\_\_


short u

sun



Write the missing short vowel in each word,  
then say the word.

1.



d \_ c k

2.




m \_ g

3.



d r \_ m

4.




j \_ m p

5.



m \_ d


6.



t r \_ c k

**★ BRAINWORK!** Circle the words that rhyme.


Name \_\_\_\_\_

 Circle the word that best completes the sentence, then write the word in the blank.

1. The cubs

.


hog  
hug  
rug



2. Mom

the cake.

cots  
cuts  
cats



3. The

picks us up.


bun  
bet  
bus



4. A

is in the tub.

luck  
duck  
dock





cat



dig



dog



doll



drum



hop



mud



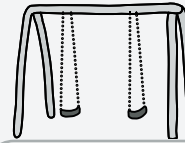
run




sing




swim




swing



sun

 Write two sentences about what you like to do for fun.  
Use the Word Bank above to help you.


It is fun to

 **BRAINWORK!** Circle two words on this page that rhyme.






# Jake's Tale



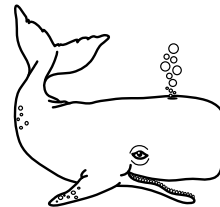
☞ Circle the words that have the **long-a** sound, then write each word in the blank to match the picture.

cat rake man snake whale cake

1.



2.




3.



4.



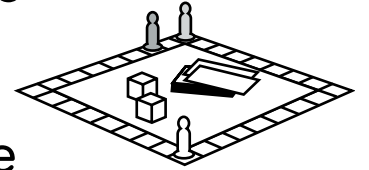
Name \_\_\_\_\_

 Circle the word that best completes the sentence,  
then write the word in the blank.

1. Who will win the

?


game  
gate  
same



2. Please turn the

.

cage  
pig  
page



3. Let's

hands.

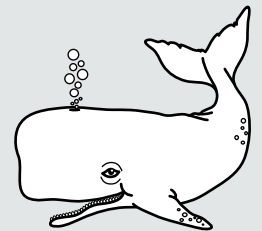
bake  
shake  
shade



4. A


is in the waves.

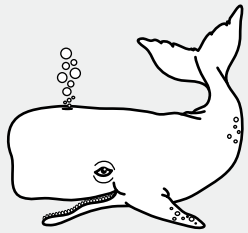
what  
whale  
sale



Name \_\_\_\_\_

wh whale 


 Use **wh** to complete each word to match the picture, then say the word.




whale




isper



eel



iskers

 Write your own sentence using one of the **wh** words above.

\_\_\_\_\_


\_\_\_\_\_


\_\_\_\_\_

\_\_\_\_\_

Name \_\_\_\_\_

long a → cake 

 Look at the picture, then circle the things that have the **long-a** sound.  
Use the Word Bank below to help you.




**Word Bank**

cane      cave      gate      lake      plane  
race      rake      skate      snake      wave

Name \_\_\_\_\_



Make silly sentences! There's more than one correct answer.  
Hint: Use the Word Bank on page 34. Have fun!

1. The dog  ran to the  .

2. Let's paint  the  red.

3. The monster  sees a  .



### BRAINWORK!

Circle the number of your favorite silly sentence, then draw a picture to match the sentence.

Name \_\_\_\_\_



Circle the correct **question word** to begin each sentence, then write the word in the blank.

1.

is dinnertime?

When  
Why

2.

time is it?

What  
Who

3.

is honey so sweet?

When  
Why

4.


is that man?

What  
Who



If I see a double **e**,  
I say "e"!

# Pete's Sheep



☞ Circle the words that have the **long-e** sound,  
then write each word in the blank to match the picture.

red

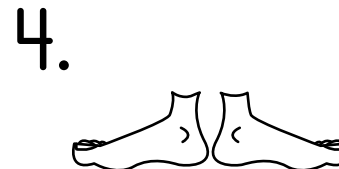



sleep

tree


feet

jet

bees




Name \_\_\_\_\_

 Circle the word that best completes the sentence, then write the word in the blank.

1. I see

bees.

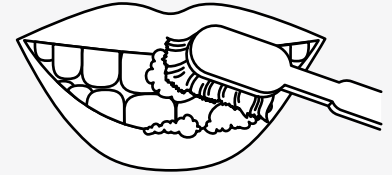
tree  
three  
me



2. I brush my

.


teeth  
feed  
tale



3. The

eat grass.


she  
keep  
sheep



4. Zac likes

.


cheese  
cheek  
sees







Name \_\_\_\_\_

sh shells 


 Use **sh** to complete each word to match the picture, then say the word.




shells




shark



sheep



ship

 Write your own sentence using one of the **sh** words above.

\_\_\_\_\_

\_\_\_\_\_

\_\_\_\_\_

\_\_\_\_\_

\_\_\_\_\_

Name \_\_\_\_\_

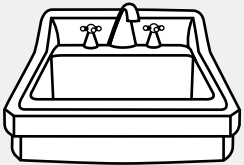
☞ Complete each word to rhyme with **think**, then say the word.  
Hint: Use the picture clues to help.




think



\_ink



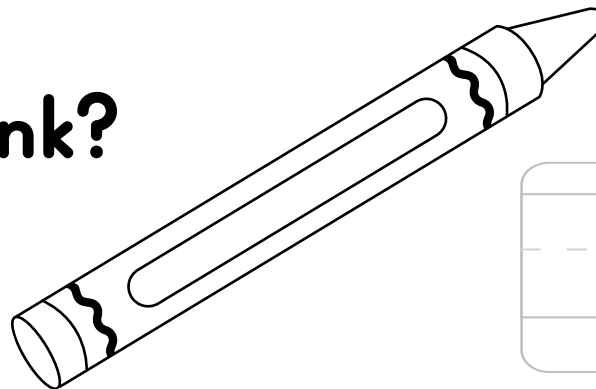
\_ink



\_ink

★ **BRAINWORK!**

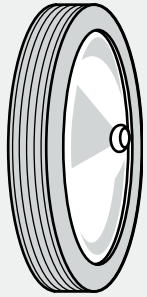
What color rhymes with **think**?  
Color the crayon to match  
your answer.




\_ink

Name \_\_\_\_\_


Use **wh** or **sh** to complete each word to match the picture, then say the word.




wh   el



   ells




   eep



   iskers



   ake



   istle

**BRAINWORK!** Color the pictures that show animals.

Teacher Note: "Whistle" is a useful word when used to teach the digraph /wh/, even though it is not fully decodable.

**Quotation Marks** tell us the EXACT words a person is saying.

☞ "I can't sleep," says Pete.

What do you think Pete's mother will say to him?

Read each sentence below,  
then trace over the one you like.

Remember to add quotation marks " ".



1. ○ Think of sheep, ○ says


Mother. ●

2. ○ Let's have pizza, ○ says

Mother. ●



# Sky Ride



☞ Circle the words that have the **long-i** sound, then write each word in the blank to match the picture.

five


tin

slide

hive

smile

pin




slide



Blank writing area with a dashed midline.




Blank writing area with a dashed midline.



Blank writing area with a dashed midline.

Name \_\_\_\_\_

 Circle the word that best completes the sentence,  
then write the word in the blank.

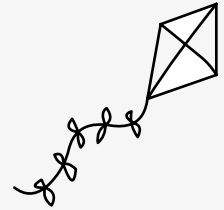
1. My dog is black and

white  
with  
bite




2. A  is in the sky.

kit  
write  
kite



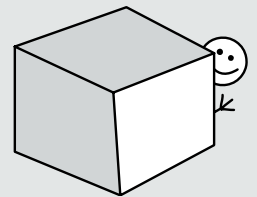
3. I ride my  for miles.

big  
bike  
bake




4. I can  behind the box.

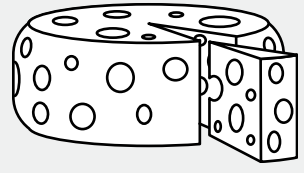
hide  
side  
hid



Name \_\_\_\_\_

ch cheeese 


 Use **ch** to complete each word to match the picture, then say the word.



cheese




\_\_\_\_\_eck



\_\_\_\_\_ase



\_\_\_\_\_icken

 Write your own sentence using one of the **ch** words above.

\_\_\_\_\_

\_\_\_\_\_


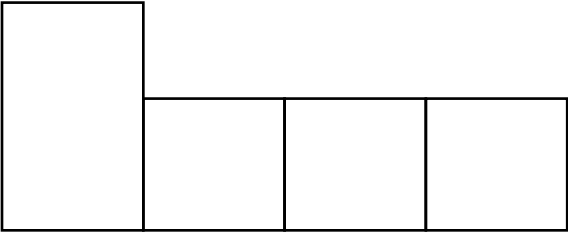
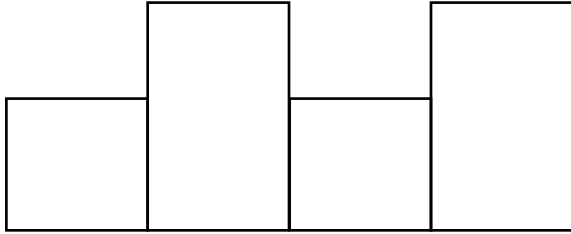
\_\_\_\_\_


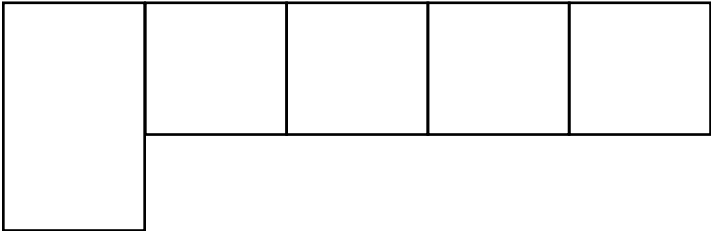

\_\_\_\_\_

Name \_\_\_\_\_

 Write these words in the correct shapes, then say the words.

what    down    are    I    guess    where

1.  2.  3. 

4.  5.  6. 



Name \_\_\_\_\_



Complete each contraction by adding an apostrophe ☺.  
Write the new contraction in the blank.


do not → don<sup>o</sup>t → don't

did not → didn<sup>o</sup>t → \_\_\_\_\_

is not → isn<sup>o</sup>t → \_\_\_\_\_

can not → can<sup>o</sup>t → \_\_\_\_\_

Name \_\_\_\_\_

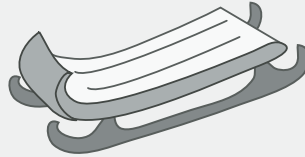
 Use **sl** to complete each word to match the picture, then say the word.

1.



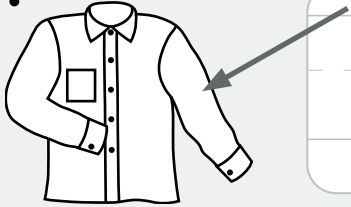
slippers

2.



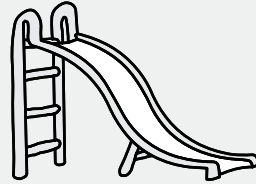
\_\_\_\_\_ed

3.



\_\_\_\_\_eeve

4.



\_\_\_\_\_ide

5.




\_\_\_\_\_ip

6.




\_\_\_\_\_eep

 **BRAINWORK!** Circle the words that have the **short-i** sound.



# Robot and Mr. Mole



☞ Circle the words that have the **long-O** sound, then write each word in the blank to match the picture.

home

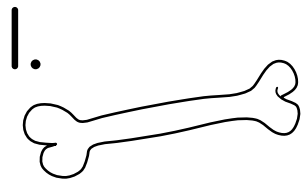
top

rope

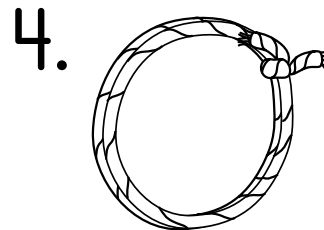

note

hot


bone



bone

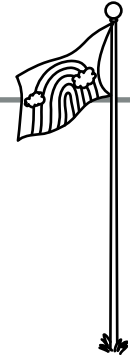


Name \_\_\_\_\_

 Circle the word that best completes the sentence,  
then write the word in the blank.

1. The flag is on the

pole  
roll  
pale



2. A

is in the hole.

made  
mile  
mole




3. She picked a red

goes  
rose  
rise




4. It's time to go

hop  
home  
cone



Name \_\_\_\_\_

**th** three 3

 Use **th** to complete each word to match the picture, then say the word.



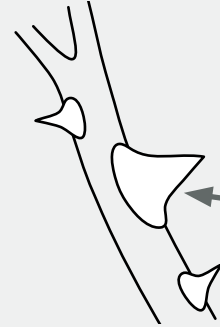
three




thumb



think



thorn

 Write your own sentence using one of the **th** words above.

\_\_\_\_\_

\_\_\_\_\_


\_\_\_\_\_

\_\_\_\_\_

\_\_\_\_\_

Name \_\_\_\_\_

long o → bone 

 Look at the picture, then circle the things that have the **long-o** sound.  
Use the Word Bank below to help you.



**Word Bank**

bone      home      hose      mole      nose  
pole      robe      rope      rose      stone

Name \_\_\_\_\_



Make silly sentences! There's more than one correct answer.  
Hint: Use the Word Bank on page 52. Have fun!

1. She  picks the biggest .

2. The monkey  went up the .

3. The  is on the .



### BRAINWORK!

Circle the number of your favorite silly sentence, then draw a picture to match the sentence.

Name \_\_\_\_\_



Ask for something nicely.

Write a sentence using the word **please**.


Start your sentence with a capital letter  
and end with a question mark **?**.



Write a sentence using the words **thank you**.

Start your sentence with a capital letter


and end with a period **.** or exclamation mark **!**.







# Dune Buggy



☞ Circle the words that have the **long-u** sound, then write each word in the blank to match the picture.

fun

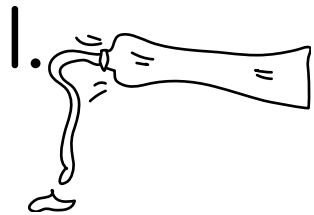
tube

cub

cube

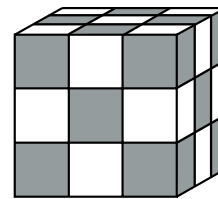
mule

flute




tube

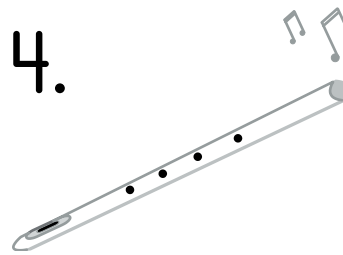
2.




3.



4.



Name \_\_\_\_\_

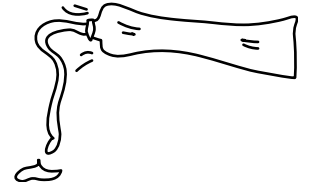
 Circle the word that best completes the sentence, then write the word in the blank.

1. The glue is in a

tube

tub

tape



2. The little doll is

kite

cute

cot



3. She plays the

fall

boot

flute




4. The

has a long tail.

mule

huge

mile



Name \_\_\_\_\_



Complete each contraction by adding an apostrophe ☺.  
Write the new contraction in the blank.

I will → I ○ ll →

she will → she ○ ll →

I have → I ○ ve →


we have → we ○ ve →

Name \_\_\_\_\_



Complete each word to rhyme with **ring**, then say the word.

Hint: Use the picture clues to help.



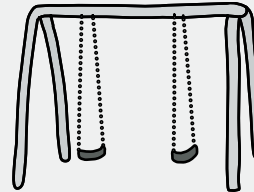
ring



king



singing



hanging

### ★ BRAINWORK!

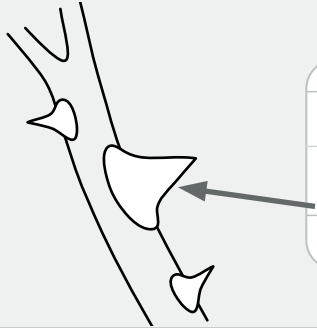
Write a different word that rhymes with **ring**.

Draw a picture to match the word.

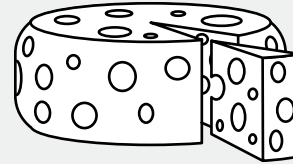
ing

Name \_\_\_\_\_

Use **th** or **ch** to complete each word to match the picture, then say the word.




\_\_\_\_\_ thorn



\_\_\_\_\_ eese

3

\_\_\_\_\_ ree



\_\_\_\_\_ ase



\_\_\_\_\_ icken



\_\_\_\_\_ umb

**BRAINWORK!** Circle the words that have the **long-e** sound.

Name \_\_\_\_\_

 Write these words in the correct shapes, then say the words.

me

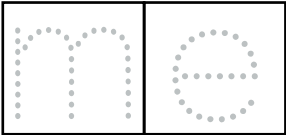
find


you


live

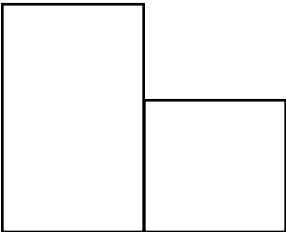
little

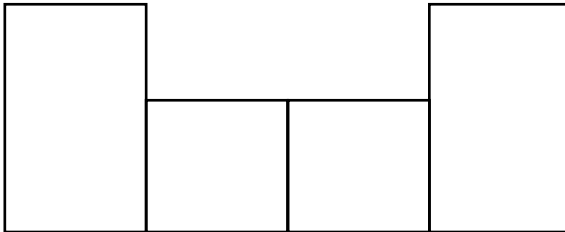
be


1. 

2. 

3. 

4. 

5. 

6. 

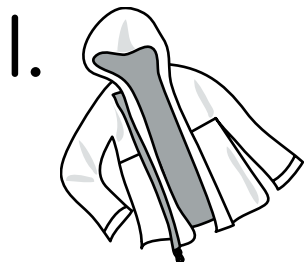
When two vowels go walking, the first one does the talking!

oa oa


# Soap Boat



Use **oa** to complete each word to match the picture, then say the word.




coat



toad



soap



boat

**BRAINWORK!** Write the two words from above that rhyme.

\_\_\_\_\_


and

\_\_\_\_\_

Name \_\_\_\_\_


long a mail



 Circle the word that best completes the sentence, then write the word in the blank.

1. The boat has a big

mail  
sail  
sell



2. We

in art class.

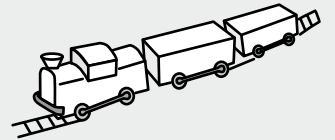
pail  
pain  
paint



3. The

is on the track.


chain  
tan  
train



4. The

is wet.

rain  
run  
race





Name \_\_\_\_\_


long e leaf




Use **ea** to complete each word to match the picture, then say the word.




leaf



read



eat



dream



clean




beach

**BRAINWORK!** Circle the words that are NOT action words.

Name \_\_\_\_\_



Look at the picture, then circle the things that have long-vowel sounds.  
Use the Word Bank below to help you.



**Word Bank**

braid

float

goat

seal

snail

soap

tail

tie

toad

train

Name \_\_\_\_\_



Make silly sentences! There's more than one correct answer.  
Hint: Use the Word Bank on page 64. Have fun!

1. The

is on the

2. Let's play with the

3. The girl




sees a big

 **BRAINWORK!**

Circle the number of your favorite silly sentence, then draw a picture to match the sentence.

Name \_\_\_\_\_

 Add **ing** to each word below, then write the new word.

1.  **read** →  → 

2.  **sing** →  → 

3.  **eat** →  → 


 **BRAINWORK!**


Circle one of the new **ing** words, then draw a picture of yourself doing what the word says.




# Car Race




 Use **ar** to complete each word to match the picture, then say the word.




car



st



ba\_n



sh\_k

 **BRAINWORK!** Write the two words from above that rhyme.

Blank writing box for the first word.

and

Blank writing box for the second word.

# Word Bank



barn



beanstalk




corn



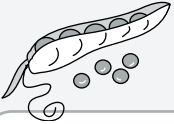
dig



farmer




garden



peas



rain



sun



sunflower



tomatoes



tree



Write two sentences about a garden.  
Use the Word Bank above to help you.

Four sets of primary writing lines, each consisting of a solid top line, a dashed middle line, and a solid bottom line, for writing practice.

Name \_\_\_\_\_

Sometimes **c** makes the **hard-c** sound.

**hard c** → **cake**




Sometimes **c** makes the **soft-c** sound.

**soft c** → **cent**



Trace each word and say it out loud,  
then circle the picture if you hear the **soft-c** sound.

1.




mice

2.



car

3.



corn

4.




face

5.




cake

6.



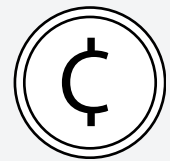
dice

7.



race

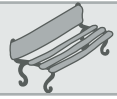
8.



cent

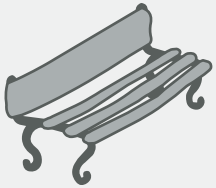
Name \_\_\_\_\_

ch bench



Use **ch** to complete each word to match the picture, then say the word.

1.



bench

2.




beach

3.



rich

4.





lunch

Write your own sentence using one of the words above.



Name \_\_\_\_\_

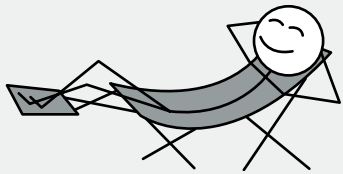
 Use **st** to complete each word to match the picture, then say the word.



star

1. brush teeth
2. get dressed
3. make bed
4. eat breakfast
5. go to school


li



re



ir



ne



icky


 **BRAINWORK!** Circle the words that have the **short-e** sound.

Name \_\_\_\_\_



Circle the word that is the **opposite** of what the picture shows, then write the word on the line.

1.



out  
go  
beside

2.



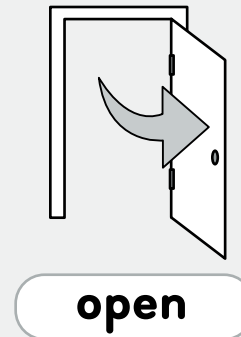
pretty  
sad  
nice

3.




light  
soft  
play

4.

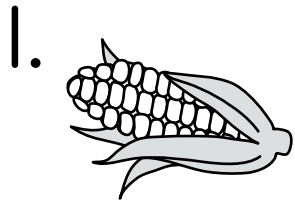


close  
begin  
front


# My Horse Glory



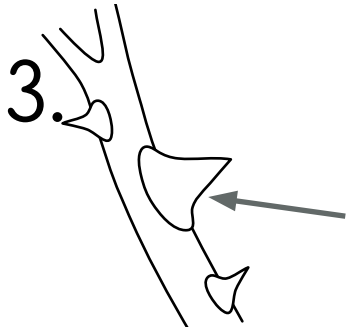
Use **or** to complete each word to match the picture, then say the word.




corn



horse



thin



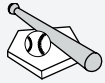
fast

**BRAINWORK!** Write the two words from above that rhyme.

Blank writing area for the first word.

and

Blank writing area for the second word.



baseball



basketball



climbing



gymnastics




jump rope




karate




kicking



riding



running



skating



soccer



swimming



Write two sentences about sports you like.  
Use the Word Bank above to help you.

Four sets of horizontal writing lines, each consisting of a solid top line, a dashed middle line, and a solid bottom line.

Name \_\_\_\_\_

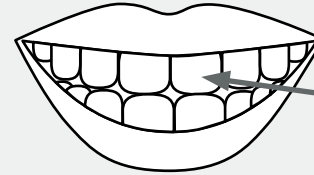
th bath




Use **th** to complete each word to match the picture, then say the word.



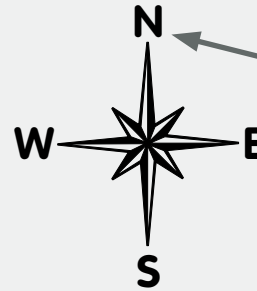
bath



tee



ma



nor



Write your own sentence using one of the words above.


Four sets of horizontal writing lines for a student to write a sentence. Each set consists of a solid top line, a dashed middle line, and a solid bottom line.

Name \_\_\_\_\_

or corn



Look at the picture, then circle the things that have the **or** sound.  
Use the Word Bank below to help you.



Word Bank

corn    doctor    fork    fort    horn  
horse    shorts    storm    tractor    unicorn

Name \_\_\_\_\_



Make silly sentences! There's more than one correct answer.  
Hint: Use the Word Bank on page 76. Have fun!

1. The farmer



chases the

Blank writing box with a dashed midline for sentence completion.

2. The

Blank writing box with a dashed midline for sentence completion.

has the

Blank writing box with a dashed midline for sentence completion.

3. She



sees a big


Blank writing box with a dashed midline for sentence completion.



### BRAINWORK!

Circle the number of your favorite silly sentence, then draw a picture to match the sentence.

Name \_\_\_\_\_

 Combine two words to make a new, compound word.

Write the new word in the blank and, if possible, draw a picture of it.



+




=

football

foot

ball

2.



+



=

snow

man

3.

him

+

self

=

4.

some


+

thing


=




# Surfer Girl




Use **ir** to complete each word to match the picture, then say the word.




bird



skirt



shirt



girl

**BRAINWORK!** Write the two words from above that rhyme.

and



bird



fish




friends



pail




sailboat



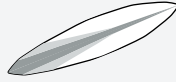
shark



shells



sun



surfboard



swim



umbrella



waves



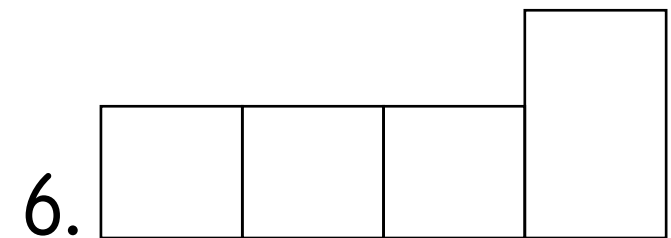


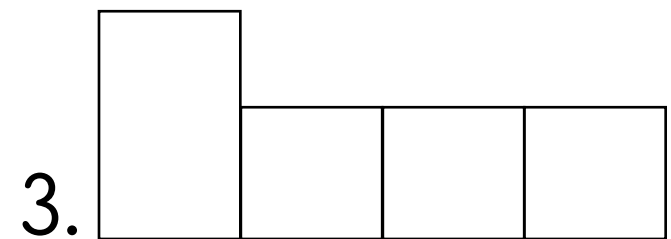
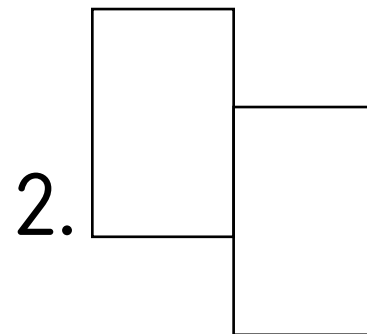
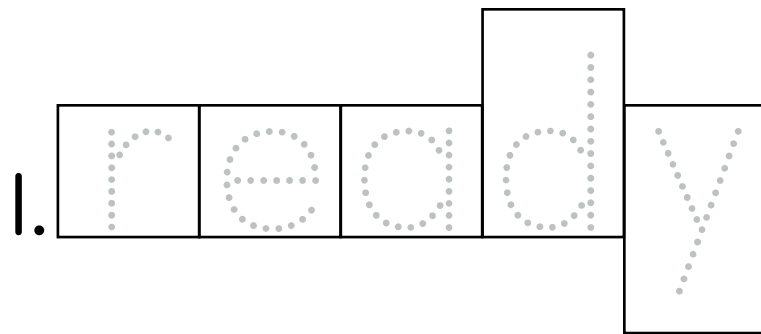
Write two sentences about the beach.  
Use the Word Bank above to help you.

Handwriting practice lines consisting of a solid top line, a dashed middle line, and a solid bottom line. There are four sets of these lines provided for writing.

Name \_\_\_\_\_


 Write these words in the correct shapes, then say the words.

want      way      come      by      love      ready





Name \_\_\_\_\_


sh      shish




Use **sh** to complete each word to match the picture, then say the word.

1. 

2. 

3. 

4. 


Write your own sentence using one of the words above.

\_\_\_\_\_

\_\_\_\_\_

\_\_\_\_\_

Name \_\_\_\_\_

 Use **er** to complete each word to match the picture, then say the word.



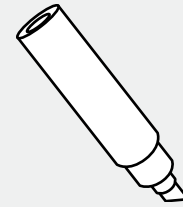
tiger




farm




flow



mark



und




pap


 **BRAINWORK!** Circle the pictures that show living things.

Name \_\_\_\_\_


 Label these objects **big**, **bigger**, and **biggest**.




Blank writing box with a dashed midline for labeling the small elephant.



Blank writing box with a dashed midline for labeling the medium elephant.



Blank writing box with a dashed midline for labeling the large elephant.

 Draw your own objects to match the words below.

Blank drawing area for the word **big**.

**big**


Blank drawing area for the word **bigger**.

**bigger**

Blank drawing area for the word **biggest**.

**biggest**

# My Family



☞ Read each word out loud.

Color the word RED if the *y* sounds like **long i**.

Color the word BLUE if the *y* sounds like **long e**.

1. my

2. tiny

3. silly

4. very

5. baby

6. why

7. family

8. try

9. daddy



balloons



cake



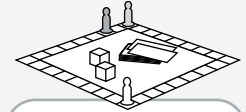
clown



eat




friends



game



ice cream



lollipops




music




ride



sing



skate

 Write two sentences about your birthday party.  
Use the Word Bank above to help you.

Four sets of horizontal writing lines, each consisting of a solid top line, a dashed middle line, and a solid bottom line, for writing two sentences.







Name \_\_\_\_\_







Combine two words to make a new, compound word.


Write the new word in the blank and, if possible, draw a picture of it.


1.  +  =  

**cup** + **cake** = **cupcake**

2.  +  =  


**hot** + **dog** =

3. **any** + **thing** = 

4. **with** + **out** = 

Name \_\_\_\_\_

☞ Look at the picture, then circle the things that end with the letter **y**.  
Use the Word Bank below to help you.



**Word Bank**

baby

berry

candy

cry

daisy

fly

lady

money

party

pony

Name \_\_\_\_\_



Make silly sentences! There's more than one correct answer.  
Hint: Use the Word Bank on page 88. Have fun!

1. I see a  on the .

2. The  has a .

3. The book  is about a .



### BRAINWORK!

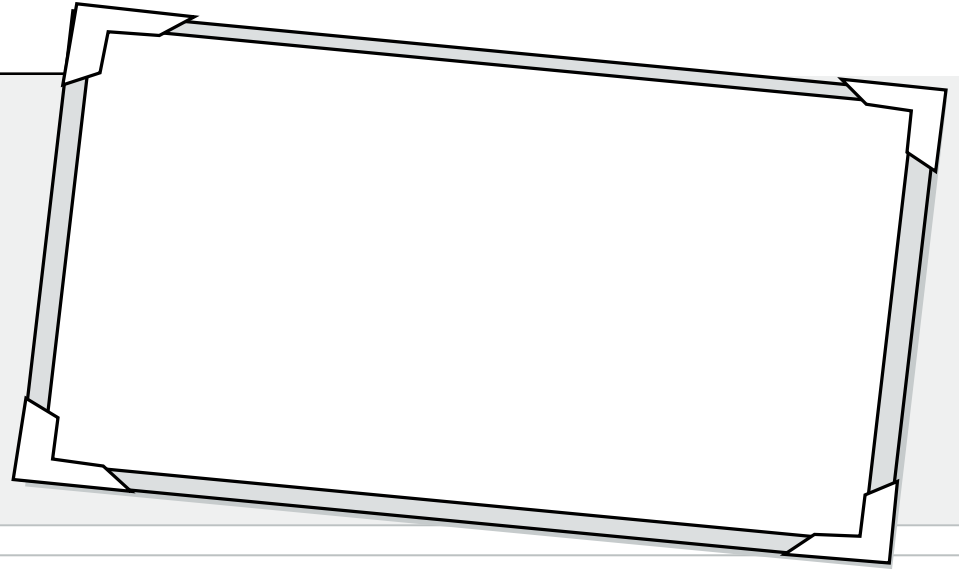
Circle the number of your favorite silly sentence, then draw a picture to match the sentence.

Name \_\_\_\_\_



Draw a picture of your family.

Write a story about your family by completing the sentences below.



The people in my family are \_\_\_\_\_

Some things we like to do together are \_\_\_\_\_

Name \_\_\_\_\_



Complete each word to rhyme with **frown**, then say the word.  
Hint: Use the picture clues to help.

1.




frown

2.



cr

3.



d

4.

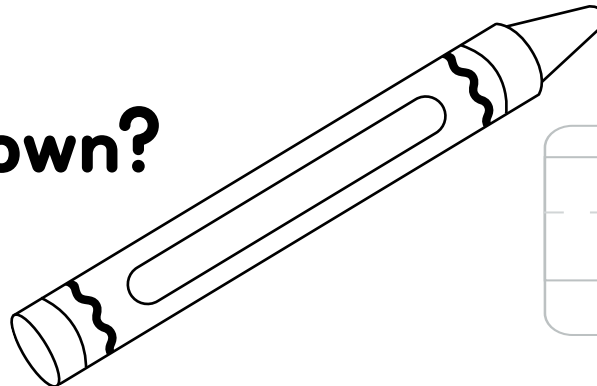


cl



### BRAINWORK!

What color rhymes with **frown**?  
Color the crayon to match  
your answer.




br

Name \_\_\_\_\_



Circle the word that is the **opposite** of what the picture shows, then write the word on the line.


1.



push

from  
pull  
into


2.



under

over  
fast  
late

3.



hot

yes  
fire  
cold

4.



girl

dog  
boy  
out

1

one

2

two

3

three

4

four

5

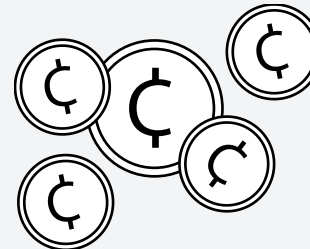




five

6


six






Count the items in each picture,  
then write the correct **Number Word** in the blank.







Name \_\_\_\_\_

 Combine two words to make a new, compound word.


Write the new word in the blank and, if possible, draw a picture of it.


1.  +  =  

**cow**      **boy**

2.  +  =  

**dragon**      **fly**

3. **some** + **one** = 

4. **her** + **self** = 





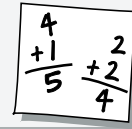
book



computer




draw



math



music



play



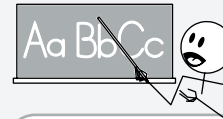
playground



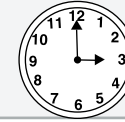
read



science



teacher



time



write



Write about what you have done in school this year.  
Use the Word Bank above to help you.

Four sets of horizontal writing lines, each consisting of a solid top line, a dashed middle line, and a solid bottom line.

Handwriting practice lines consisting of multiple sets of three horizontal lines: a solid top line, a dashed middle line, and a solid bottom line.